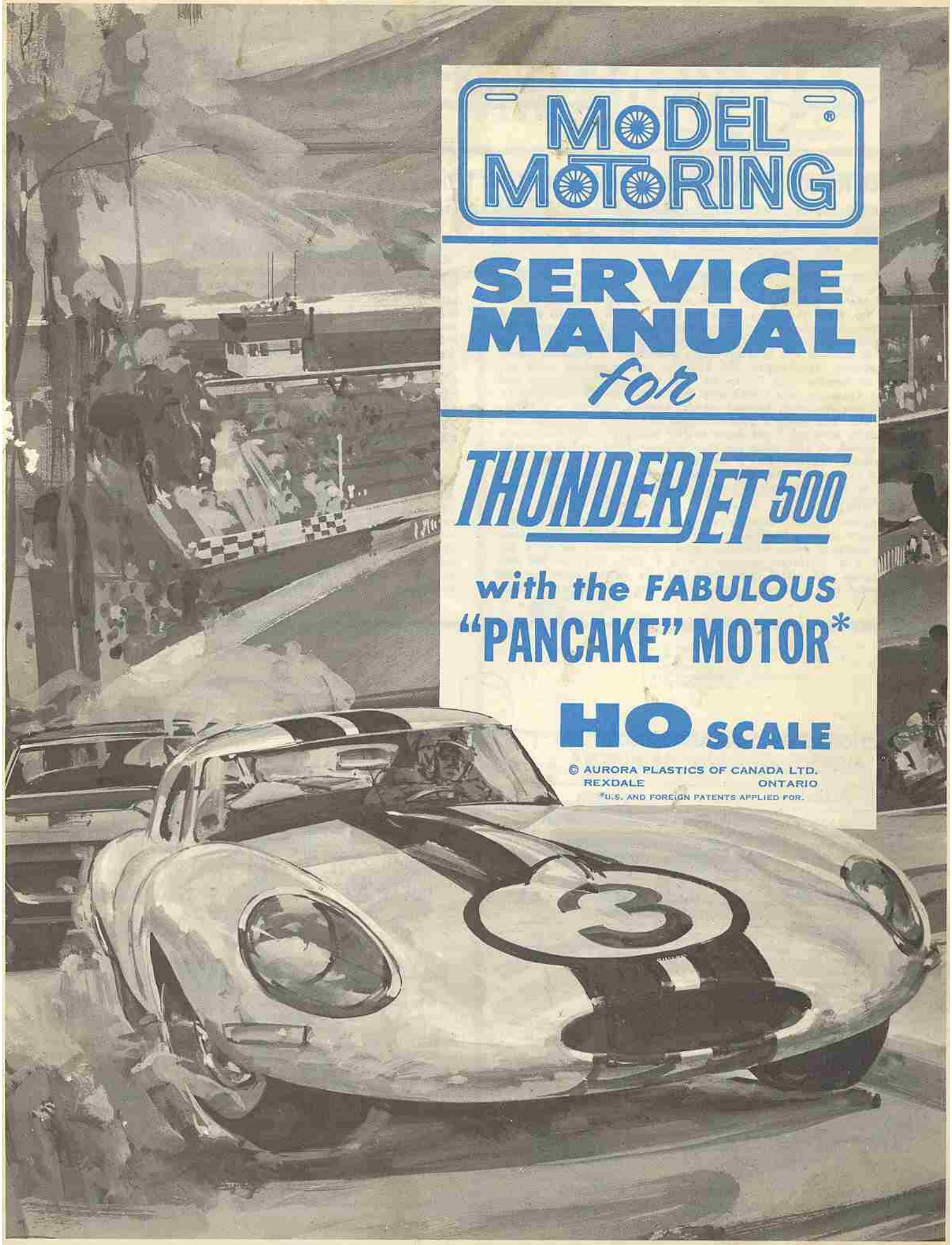

MODEL MOTORING®

SERVICE MANUAL *for*

THUNDERJET 500

with the FABULOUS "PANCAKE" MOTOR*

HO SCALE

© AURORA PLASTICS OF CANADA LTD.
REXDALE ONTARIO
*U.S. AND FOREIGN PATENTS APPLIED FOR.

AURORA

MODEL MOTORING

AURORA PLASTICS CORPORATION climaxes four years of engineering research and presents "MODEL MOTORING" . . . The GREATEST NEW HOBBY CONCEPT since Electric Trains.

Aurora Plastics Corporation climaxes four years of engineering research and presents the greatest conception of the Model Motoring hobby ever to be made available. Model Motoring is far superior to any other roadway system with its rugged endurance and versatility. The many styles of vehicles and the driving lanes are purposely scaled to actual HO size so that the hobbyist can use HO accessories for perfection in planning roadway systems. Very easily, the hobbyist can reproduce scale replicas of famous race tracks all over the world; or design and lay out exclusive race tracks with over and under flyover bridges, straightway stretches, banked curves, tunnels, right of way crossovers, etc. The modern plastic-bodied autos and trucks are authentically detailed, right down to the hub caps, and can attain scale speeds of 150 miles per hour or more. The rugged asphalt-like plastic roadway has a series of thin conductor strips imbedded to energize the tiny miracle motor, smaller than a dime, which in turn activates the rear wheels for unbelievable power and drive.

Aurora Model Motoring offers greater potential for appealing layout systems than any other due to the HO scale feature. This compact setup will allow unusual speedways on 4' x 12' and 4' x 8' platforms or even a 4' x 4' table and any HO size accessories will match perfectly. The sky is the limit on this wonderful new product — drag races can be held on a competitive basis; record breaking speed can be reached on straight stretches; blocking on the hairpin turns may lead to crashes and pile-ups; team racing can be organized for the fastest car in the area. Quarter-mile, half-mile or mile distances can be accurately measured and timed for recorded runs. Only the Aurora Model Motoring offers such year-in, year-out fun and excitement with a hobby to delight and entertain every age group. Only Aurora offers a wide variety of cars and trucks such as the Jaguar XK 140, Mercedes Benz 300 SL, Corvette, Thunderbird, convertibles, hardtops, station wagons, trucks with a flat-body, van-body or stake-body, tractor trailers, etc. Model Motoring operates most efficiently on the Aurora D.C. Power Pack, Model DC-1 but will also operate on any 12-22 volts DC standard train power pack.

The Aurora Model Motoring in HO road system can be added to your present HO train layouts. Think of it! No more dummy cars and fake roads, now your cars and trucks will move over the highways, cross the bridges, will race your train at the crossings! Beautiful scenes and panoramas can be created with HO accessories such as houses, animals, buildings, people, etc. all in perfect scale with your Model Motoring. Yes, Aurora has scored again with a hobby engineered especially for participation and enjoyment. Add to this pleasure the knowledge that your HO scaled Model Motoring will NEVER be obsolete.

DICTIONNAIRE ANGLAIS-FRANCAIS DU "MODEL MOTORING" DE AURORA

STRAIGHT ROADWAY	PIECE D'AUTOROUTE DROITE
TERMINAL ROADWAY	AUTOROUTE-CONTACT ELECTRIQUE
RADIUS ROADWAY	PIECE D'AUTOROUTE COURBE
RAIL (GUARD RAIL)	RAIL DE SURETE
RAIL (GUARD & POSTS)	RAIL & POTEAU DE SURETE
JUNCTION-TURNOFF	AIGUILLAGE-CROISEMENT
R.R. CROSSING	CROISEMENT DE CHEMIN DE FER
TRESTLE POSTS	SUPPORTS
SPEED CONTROL	REOSTAT
POWER PACK	TRANSFORMATEUR
LAP COUNTER	COMPTEUR DE TOURS
LANE INTERSECTION	CROISEMENT
CRISSCROSS	ENTRECROISEMENT
SERVICE TURNOFF	AIGUILLAGE DE ROUTE SECONDAIRE
SINGLE LANE	ROUTE INDIVIDUELLE
CARS	VOITURES
TRUCKS	CAMIONS
MODEL MOTORING	MODELE REDUIT D'AUTOROUTE
BRAKE	FREIN

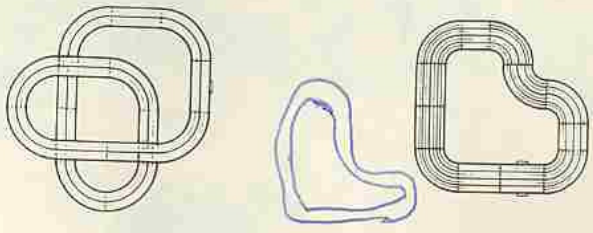

Après quatre années de recherches la companie AURORA présente le nouveau Modèle réduit de Courses et d'autoroutes avec le nouveau moteur exclusif à plat (gaufrette). Ce modèle réduit à l'echèle exacte 1/96ième (H.O.) peut s'adapter au modèles réduits de trains H.O. grâce à nos pièces interchangeables.

Notre modèle peut être assemblé sur une table avec les dimensions minimum de 4 pieds par 4 pieds. Avec nos pièces supplementaires que vous pouvez obtenir chez votre marchand et également notre transformateur spécial DC 1 (110 volts A/C reduit à 15 volts D/C) vous pouvez assembler un modèle unlimité de n'importe quel champs de course. Vous pouvez également avec ce même transformateur incorporer un modèle de chemin de fer.

Nous sommes certain que ce nouveau modèle de courses et d'autoroutes AURORA vous donera des heures de plaisir.

AURORA

MODEL MOTORING

THUNDERJET 500

BASIC TYPES OF SETS

FIGURE "8"

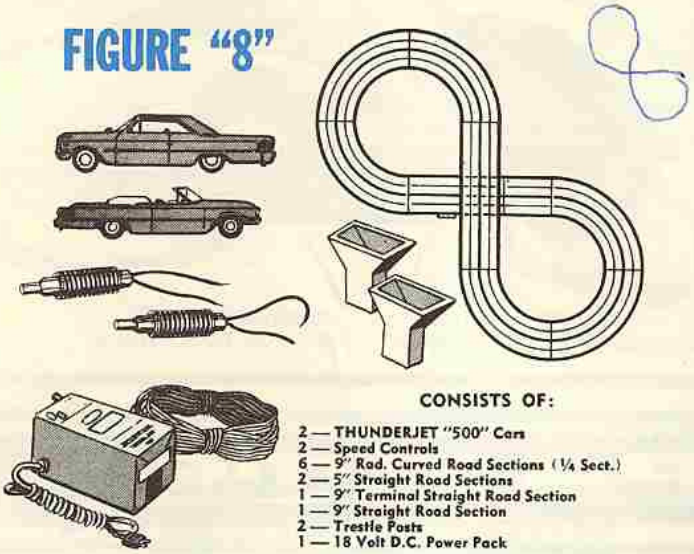

CONSISTS OF:

2 — THUNDERJET "500" Cars
2 — Speed Controls
6 — 9" Rad. Curved Road Sections (¼ Sect.)
2 — 5" Straight Road Sections
1 — 9" Terminal Straight Road Section
1 — 9" Straight Road Section
2 — Trestle Posts
1 — 18 Volt D.C. Power Pack

"CRISSCROSS"



CONSISTS OF:

2 — THUNDERJET "500" Cars
2 — Speed Controls

4 — 9" Radius Curved Road Sections (¼ Sect.)
2 — 9" Crisscross Roadways
3 — 9" Straight Road Sections
1 — 9" Terminal Straight Road Section
1 — 18 Volt D.C. Power Pack

THUNDERJET SPEEDWAY

CONSISTS OF:

2 — THUNDERJET "500" Cars
2 — Speed Controls
Connecting wire.
8 — 9" Radius Curved Road Section (¼ Sect.)
7 — 9" Straight Road Sections
1 — 9" Terminal Straight Road Section
4 — Trestle Posts
1 — Set Guard Rails and Rail Posts
1 — 18 Volt D.C. Power Pack

"4-LANE RACEWAY"



CONSISTS OF:

4 — THUNDERJET "500" Cars
4 — Speed Controls
Connecting Wire.
6 — 9" Radius Curved Road Sections (¼ Sect.)
6 — 6" Radius Curved Road Sections (¼ Sect.)
6 — 9" Straight Road Sections
4 — 6" Straight Road Sections
2 — 9" Terminal Straight Road Sections
1 — 18 Volt D.C. Power Pack

ROADWAY ASSEMBLY

ASSEMBLAGE DE L'AUTOROUTE

TENEZ LES DEUX PIECES D'AUTOROUTE
ENSEMBLE QUAND VOUS PLACEZ LES BLOQUEURS

HOLD ROADWAY SECTIONS TOGETHE
WHEN INSERTING ROADWAY LOCKS

ROADWAY LOCK
BLOQUEUR D'AUTOROUTE

JOINERS
CHEVILLES

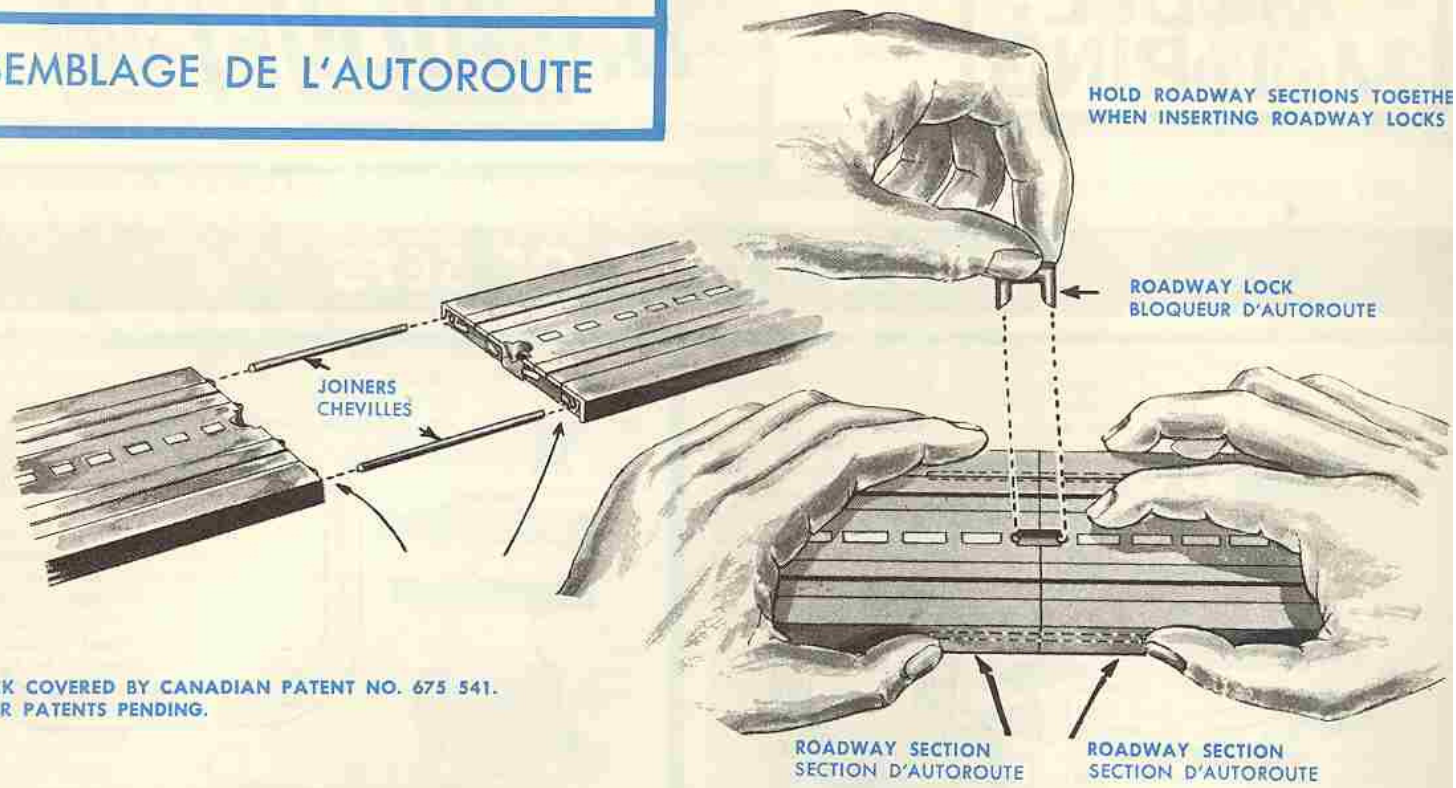

TRACK COVERED BY CANADIAN PATENT NO. 675 541.
OTHER PATENTS PENDING.

ROADWAY SECTION
SECTION D'AUTOROUTE

ROADWAY SECTION
SECTION D'AUTOROUTE

BASIC PARTS

RACING SPEED CONTROL
REOSTAT DE COURSE

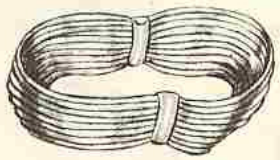

D/C ROTARY MOTOR POWERED CARS
VOITURES A MOTEUR ROTATOIRE D/C

D/C POWER PACK
TRANSFORMATEUR A COURANT CONTINUE

ON-OFF SWITCH
INTERUPTEUR DE COURANT

ROADWAY JOINERS
CHEVILLES D'AUTOROUTE

PLUGS INTO ANY 110 VOLT A/C OUTLET
CONNECTEZ AU COURANT 110 VOLTS A/C

C.S.A. APPROVED
APPROUVE PAR C.S.A.



CIRCUIT BREAKER PROTECTION
PROTEGE PAR DISJONCTEUR ELECTRIQUE

AURORA

WIRING YOUR ROADWAY

CONNECTION DE L'AUTOROUTE

for RACING SPEED CONTROLS

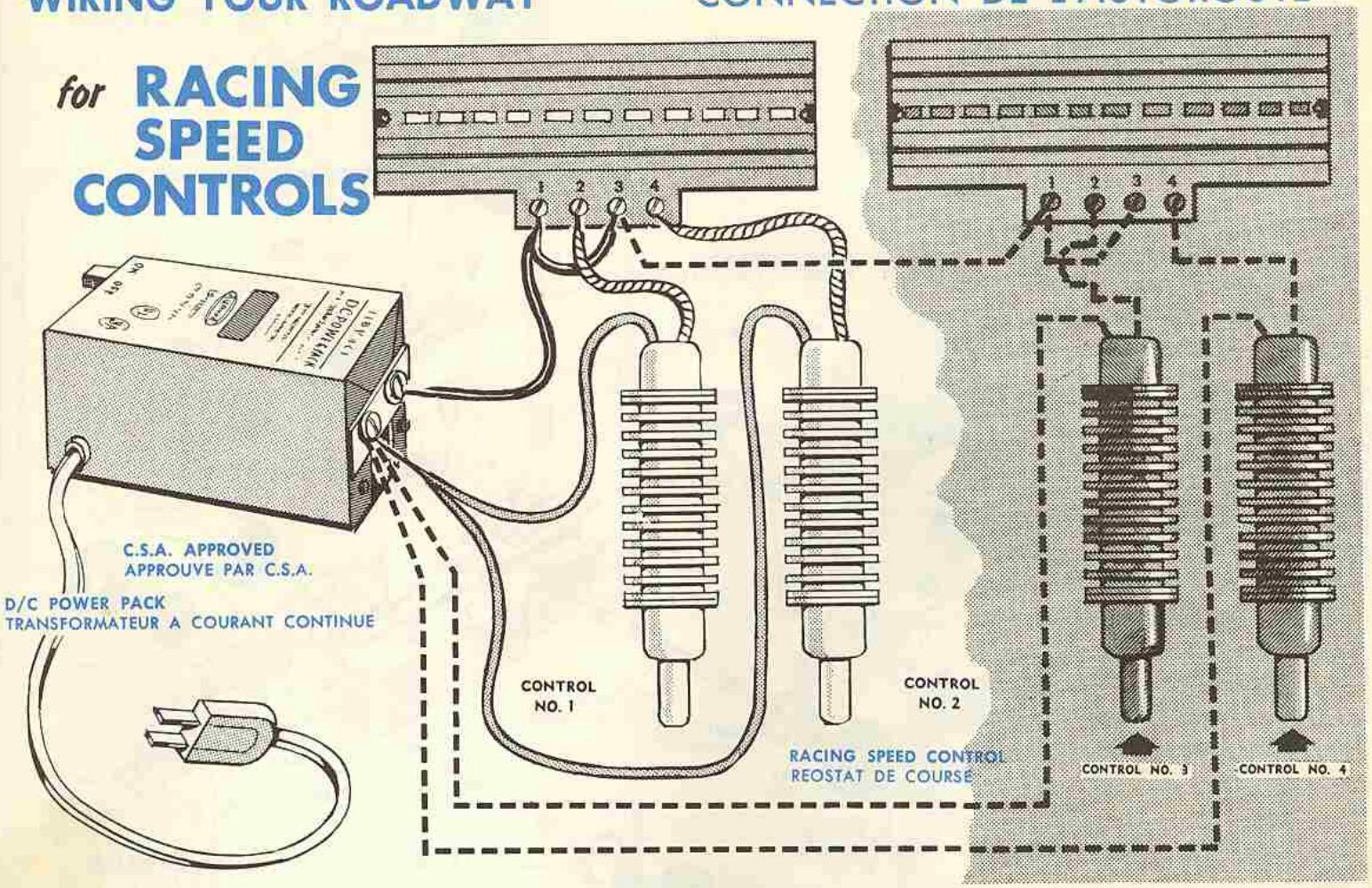

GUARD RAILS & TRESTLES

BARRIERE DE SURETE & SUPPORTS

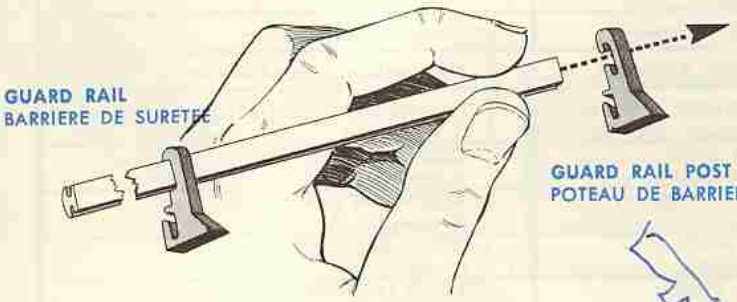

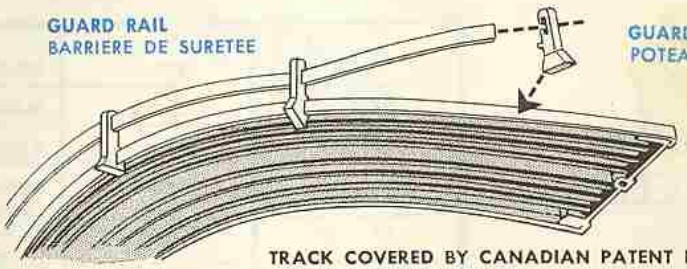

TRACK COVERED BY CANADIAN PATENT NO. 675 541.
OTHER PATENTS PENDING.

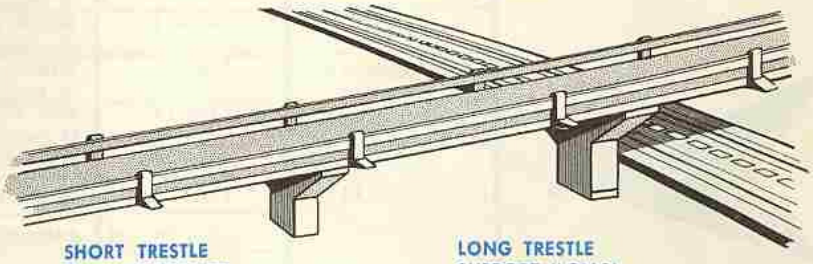

SHORT TRESTLE
SUPPORT (COURT)

LONG TRESTLE
SUPPORT (LONG)

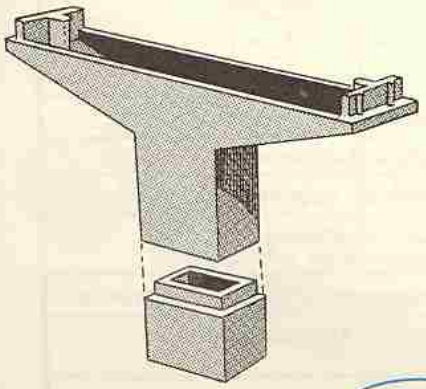

AURORA

IMPORTANT!

When set has been idle for a day or two or even over night a light film or oxide forms on roadway conductor strips causing poor contact between roadway conductor strips and "picks up" on cars, therefore:- before operating your set, even for the first time, be sure to wipe (RUB) your roadways clean with a lint-free cloth.

MODEL MOTORING

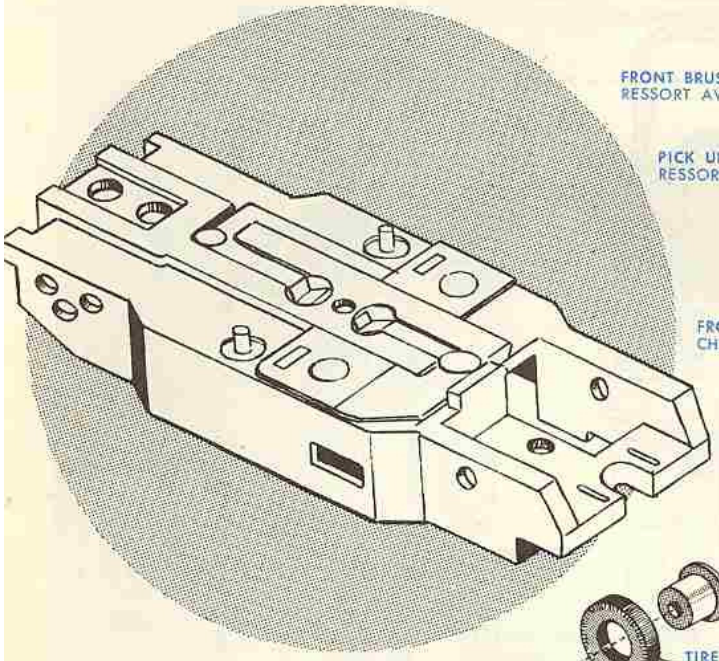

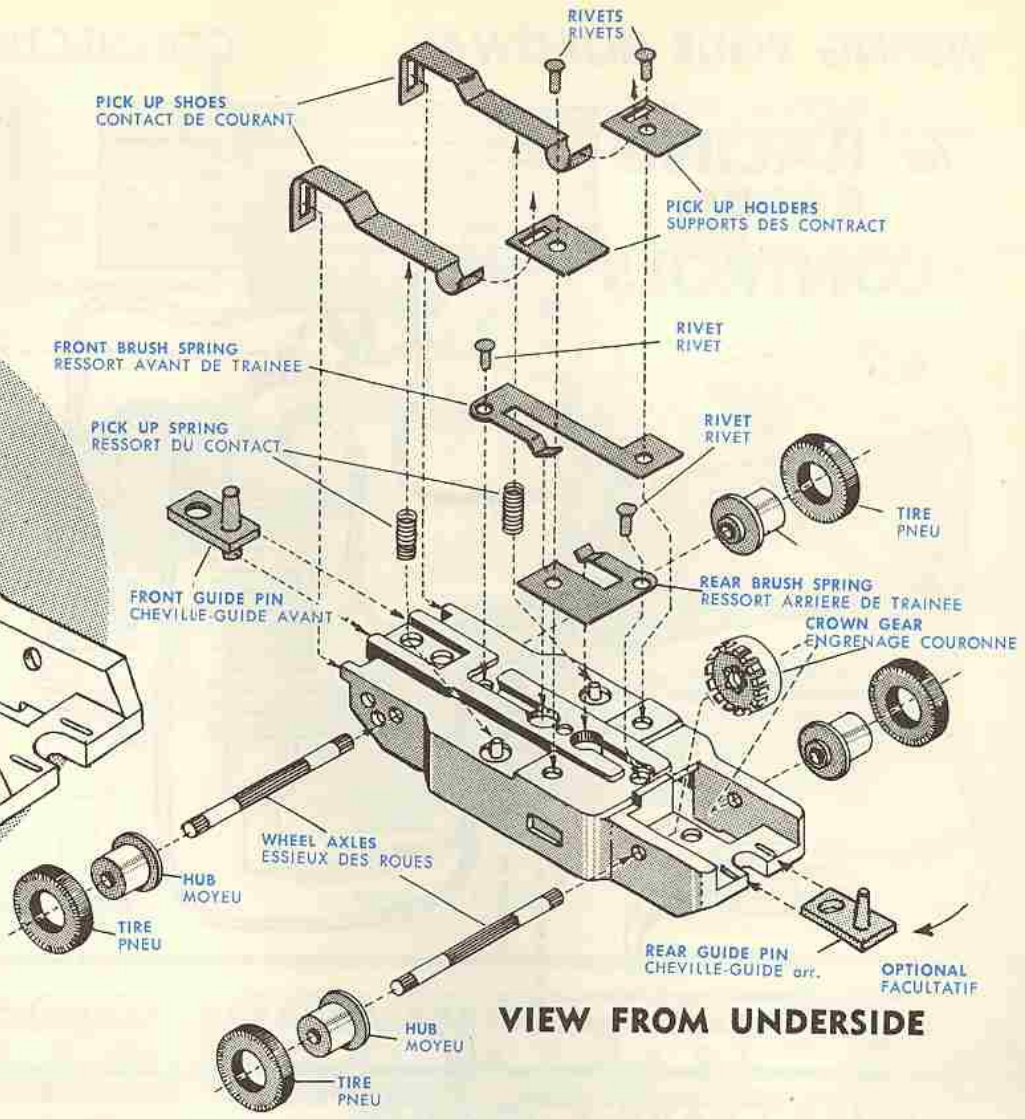

VIEW FROM UNDERSIDE

PARTS
PIECES

HUNDERJET 500 "PANCAKE" D.C. MOTOR

.35 each	1350-2	GEAR PLATE	PLAQUE D'ENGRENAGE
.35 pair	1350-3	MAGNET (2 required)	AIMANTS (2 necessaire)
1.49 each	1350-8	ARMATURE ASSEMBLY	ASSEMBLAGE DE L'ARMATURE
.15 each	1350-9	COMMUTATOR BRUSHES (2 required)	TRAINEE DE COMMUTATEUR (2 necessaire)
.15 each	1350-13	PICK-UP SHOE (2 required)	CONTACT DE COURANT (2 necessaire)
.10 each	1350-14	PICK-UP SPRING (2 required)	RESSORT DE CONTACT (2 necessaire)
.10 each	1350-15	WHEEL AXLE (2 required)	ESSIEU DE ROUES (2 necessaire)
.15 set of 4	1350-16	WHEELS (HUBS) (4 required)	ROUES (MOYEUX) (4 necessaire)
.15 set of 4	1350-17	CAR TIRES (4 required)	PNEUS DE VOITURES (4 necessaire)
.15 set of 4	1350-17/1	SLICK TIRES	PNEUS DE COURSE
.15 set of 4	1350-17/2	TRUCK TIRES	PNEUS DE CAMION
.15 each	1350-18 14T	ARMATURE PINION	PIGNON DE L'ARMATURE
.25 each	1350-19 24T	IDLER GEAR	ENGRENAGE DE RALENTI
.25 each	1350-20 24T	DRIVEN GEAR	ENGRENAGE DE CONDUITE
.15 each	1350-21 9T	DRIVE PINION GEAR	ENGRENAGE PIGNON DE CONDUITE
.25 each	1350-22 15T	CROWN GEAR	ENGRENAGE-COURONNE
.10 each	1350-23	CLUSTER GEAR SHAFT	SOUCHE DU GROUPE D'ENGRENAGES
2.25 each	1350-25	GEAR PLATE & ARMATURE ASSEMBLY	PLAQUE D'ENGRENAGE & ASSEMBLAGE DE L'ARMATURE
.15 each	1350-26	GEAR PLATE CLAMP	CRAMPON DE LA PLAQUE D'ENGRENAGE
1.49 each	1350-29	CHASSIS & BRUSH SPRING ASSEMBLY	CHASSIS & ASSEMBLAGE RESSORT
.15 each	1350-30	FRONT GUIDE PIN	CHEVILLE-GUIDE AVANT
.15 each	1350-31	REAR GUIDE PIN	CHEVILLE-GUIDE ARRIERE

MOTOR & CHASSIS ASSEMBLY
SSEMBLAGE DU MOTEUR ET DU CHASSIS

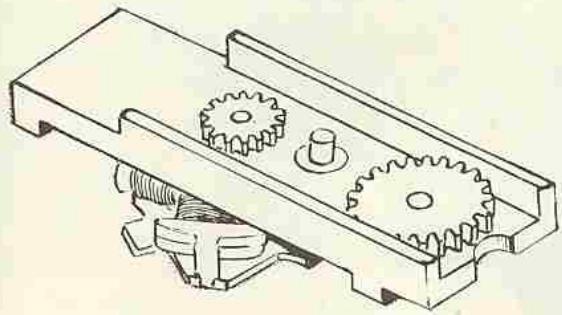

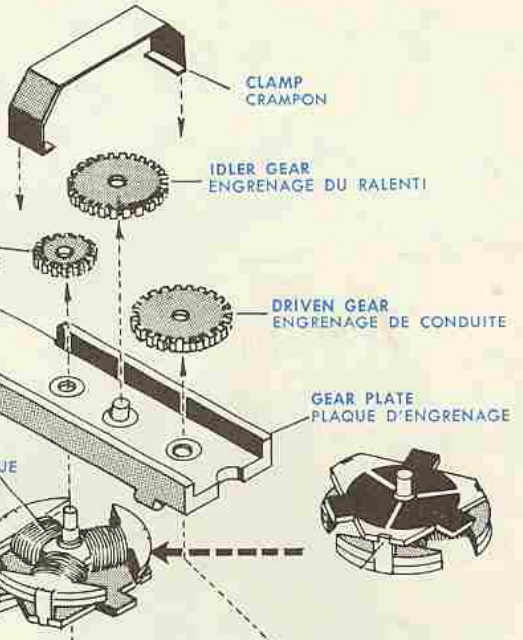

MODEL MOTORING SPECIAL RACING OIL, WITH BUILT IN APPLICATOR

HUILE DE GRAISSAGE SPECIALE "MODEL MOTORING" AVEC APPLICATEUR DANS LE CAPUCHON

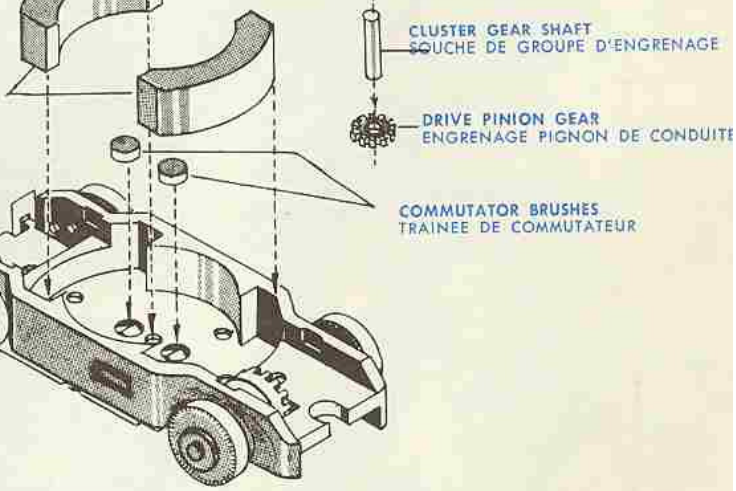

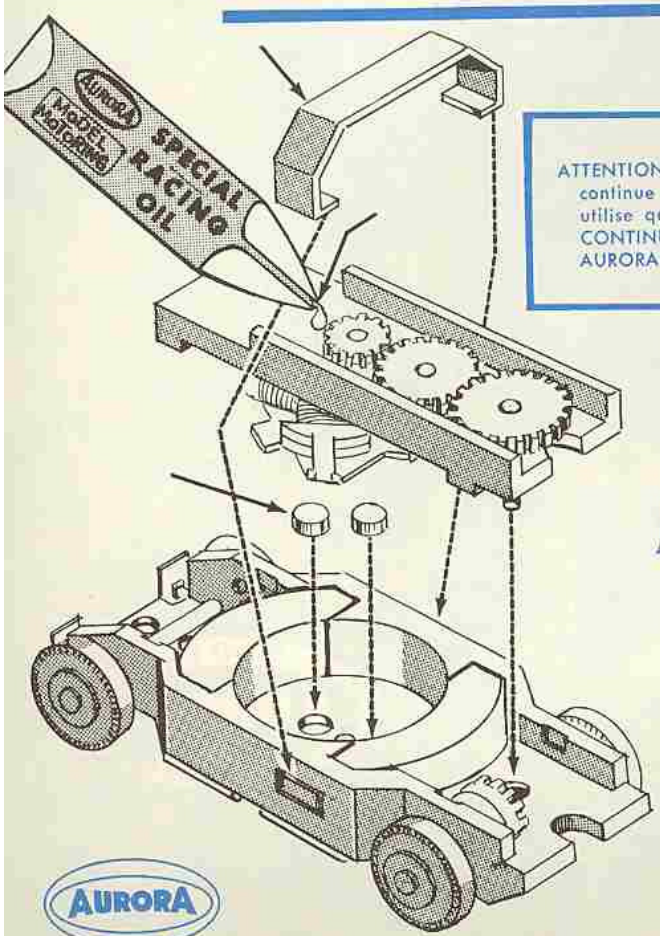

ATTENTION: Ceci est un moteur a courant continue (D/C) et ce moteur ne peut être utilise qu'avec un transformateur à courant CONTINUE (D/C) ou avec un transformateur AURORA DC.1.

THUNDERJET 500

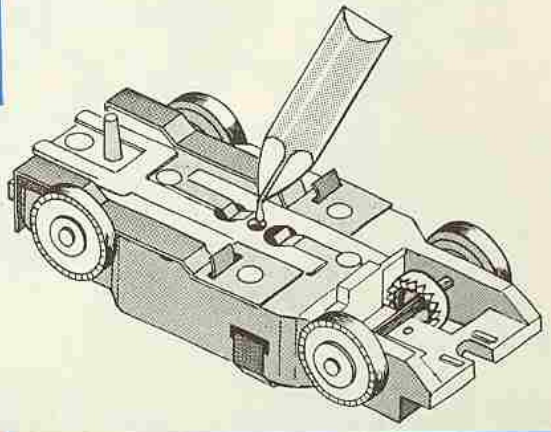

USE DIRECT CURRENT POWER PACK ONLY

CAUTION: This is a direct current motor and is designed to operate from D/C power packs (A/C transformer with built in A/C to D/C converter) (12 to 18 volts D/C) WARNING: DO NOT ATTEMPT TO OPERATE WITH STRAIGHT A/C TRANSFORMER OTHERWISE BURN-OUT WILL RESULT.

AURORA

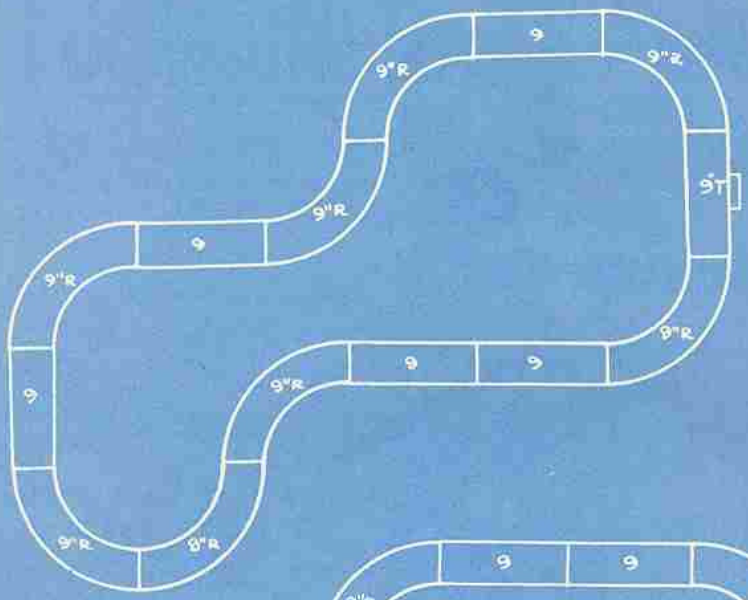

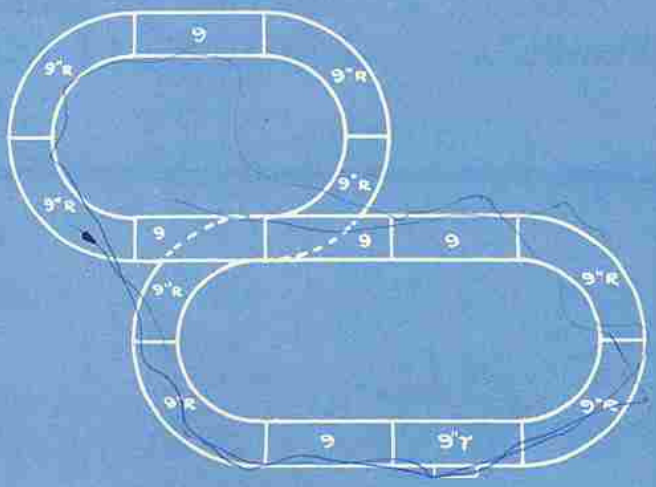

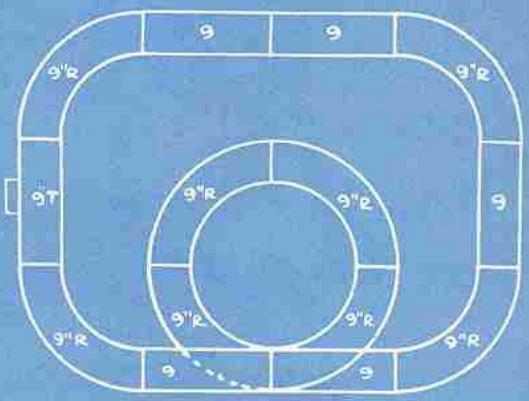

Illustrated here are a few basic layouts that can be assembled with the road sections contained in sets and with our accessories.

MODEL MOTORING

Les croquis de cette page vous indique quelques assemblages d'autoroutes que vous pouvez construire en utilisant votre assortiment et les pièces supplémentaires Model Motoring.

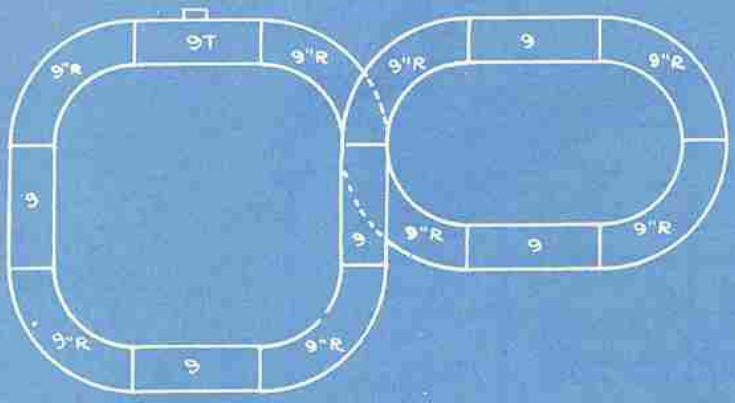

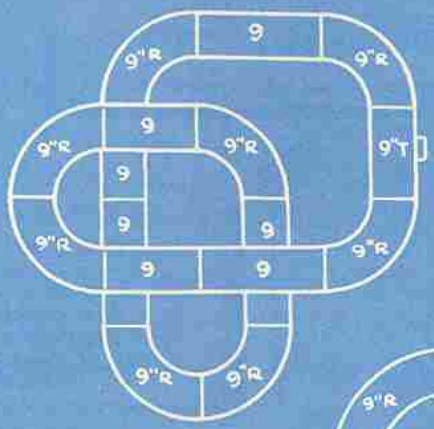

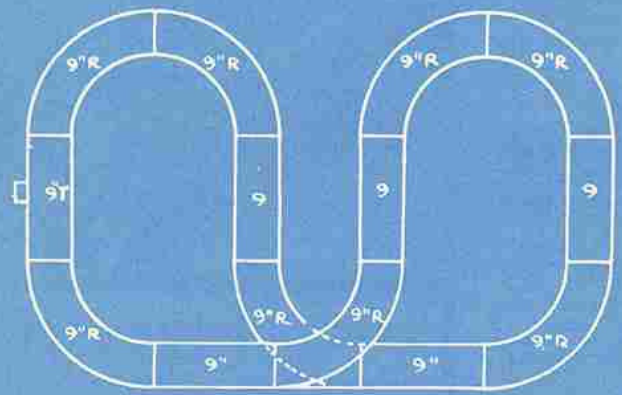

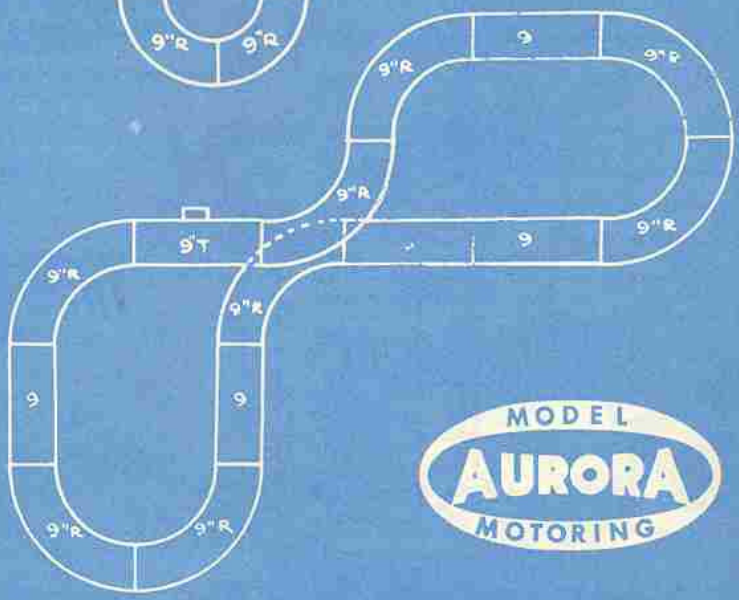

MODEL AURORA MOTORING

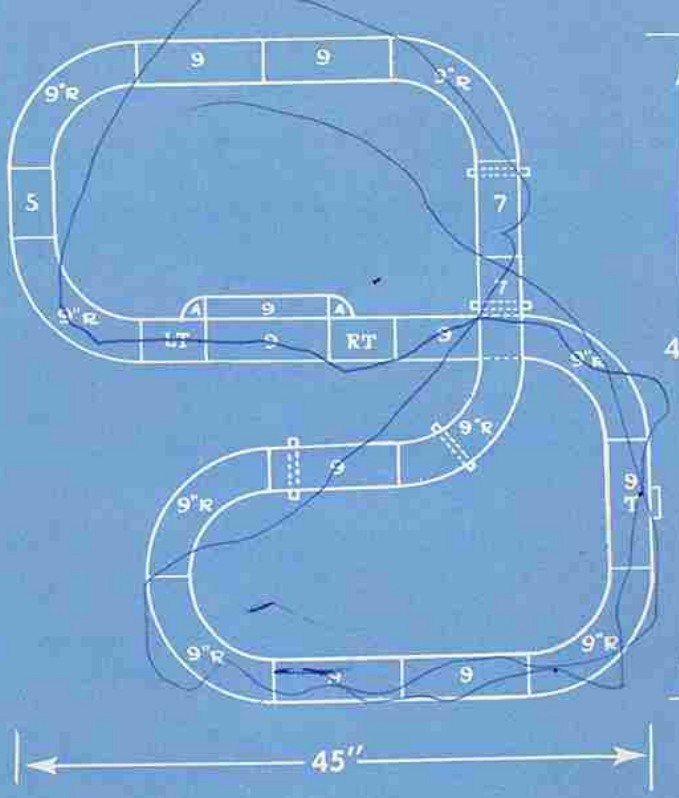

FIGURE "8"
RACING COURSE

WITH PIT STOP AREA

1 — Set Trestle Posts
8 — 9" Radius Curves (¼ Section)
7 — 9" Straight Double Lane Roadways
1 — 9" Terminal (Double Lane)
1 — 5" Straight Double Lane Roadways
2 — 7" Straight Double Lane Roadways
1 — 9" Straight Single Lane Roadways
1 — Pr. Service Road Turnoffs
2 — Short Trestle Posts
2 — Long Trestle Posts

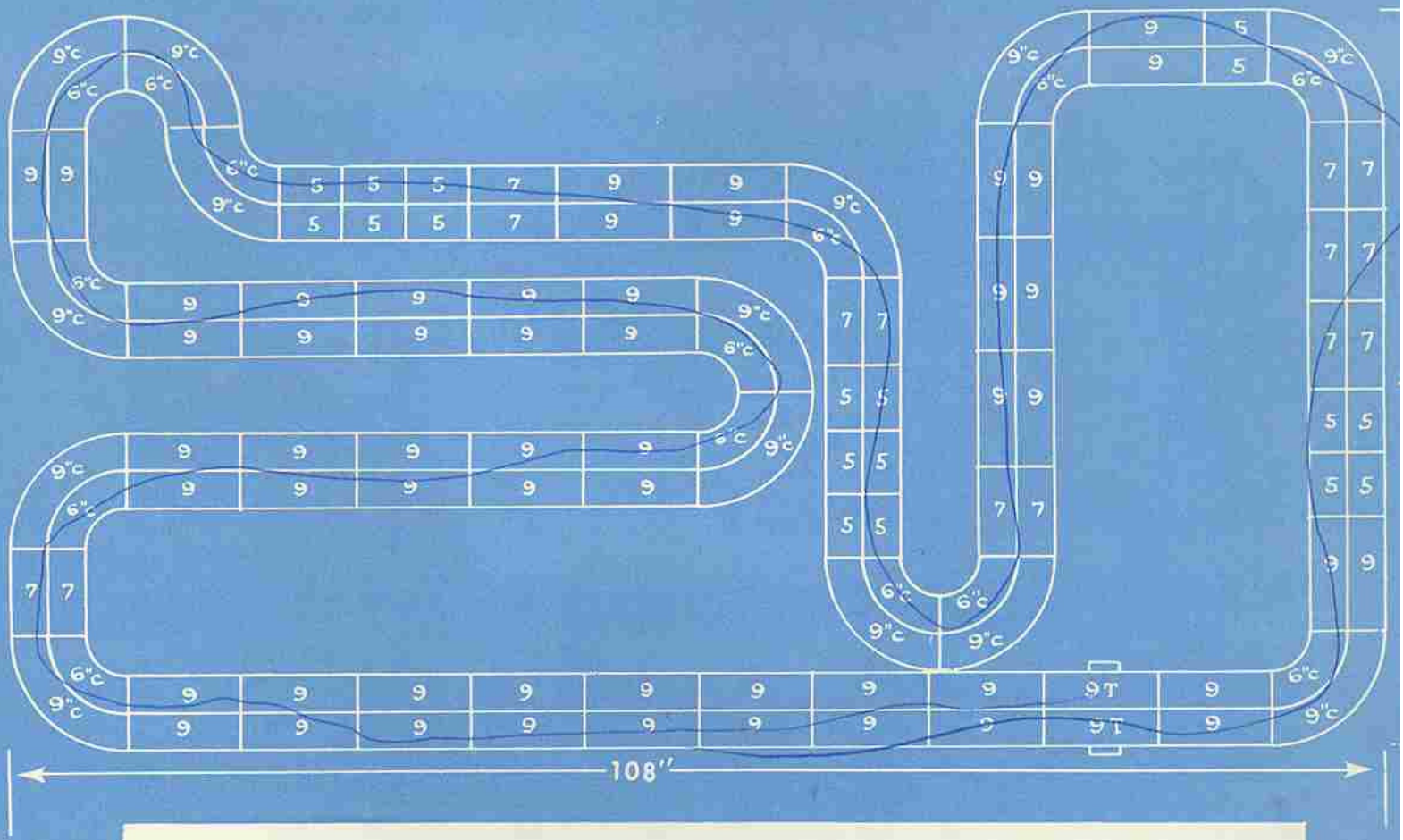

"THE INTERNATIONAL"
4 LANE RACING COURSE

54 — 9" Straight Double Lane Roadways
14 — 9" Radius Curves (¼ Section)
14 — 6" Radius Curves (¼ Section)
14 — 7" Straight Double Lane Roadways
2 — 9" Terminals (Double Lane)
18 — 5" Straight Double Lane Roadways
4 — Sets Guard and Rail Posts

"GYMKHANA" COURSE

12 — 9" Radius Curves (¼ Section)
4 — 9" Radius Curves (⅛ Section)
12 — 6" Radius Curves (¼ Section)
14 — 9" Straight Roadways
4 — 7" Straight Roadways
7 — 5" Straight Roadways
1 — 90° 2 Lane Intersection
2 — 9" "Crisscross" Roadways
1 — 9" Terminal Roadway
8 — 6" Radius Curved Single Lane Roadways (⅛ Section)
2 — 5" Straight Single Lane Roadways
4 — 9" Straight Single Lane Roadways
2 — Service Road Turnoffs

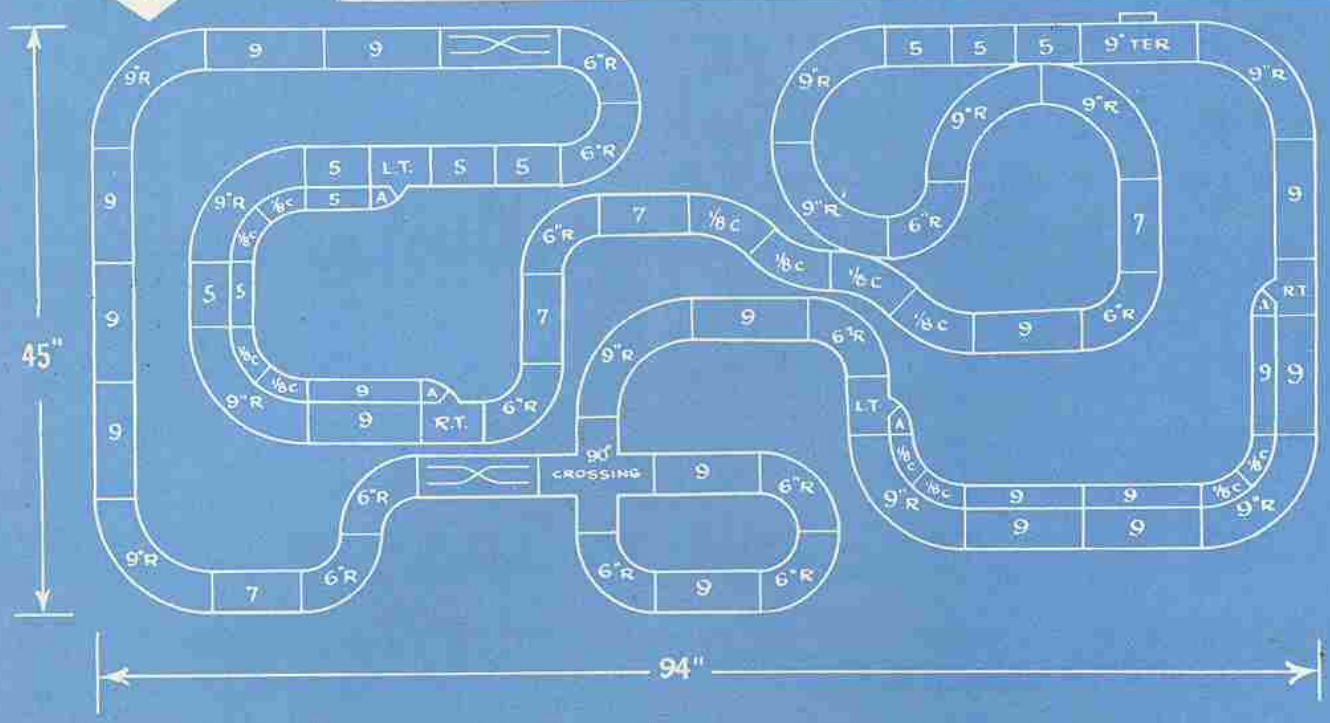

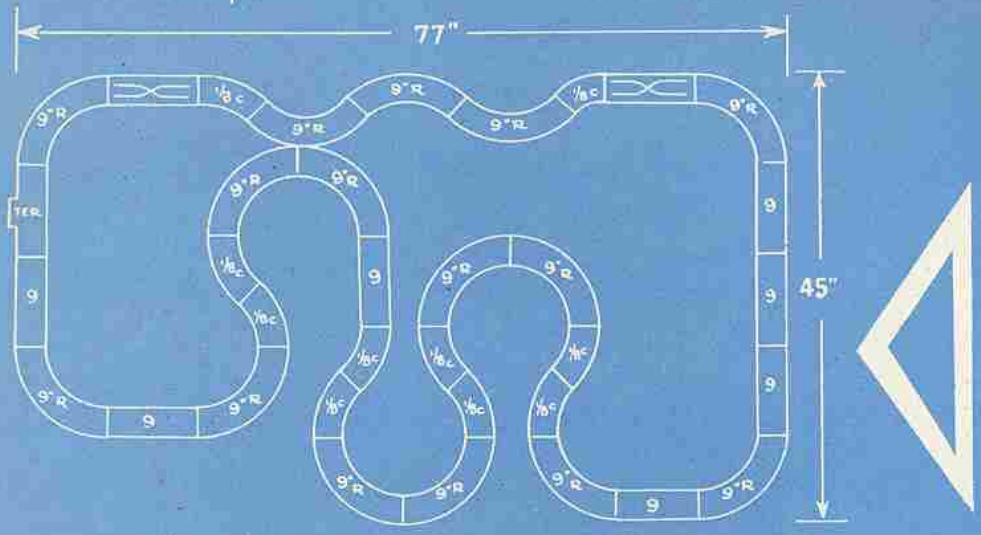

THE SNAKE PIT

7 — 9" Straight Roadways
15 — 9" Radius Curved Roadways (¼ Section)
10 — 9" Radius Curved Roadways (⅛ Section)
2 — 9" Crisscross Roadways
1 — Terminal Roadways

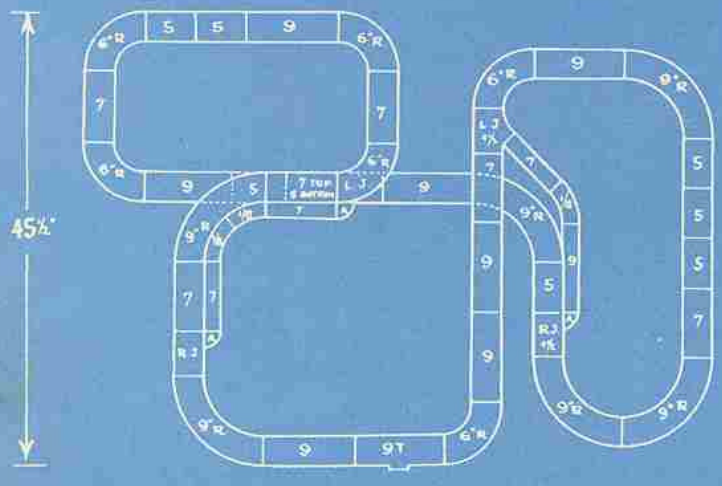

"UP AND OVER"

4 — Large Trestle Posts
4 — Small Trestle Posts
2 pr. — Service Road Turnoffs
1 — 9" Straight Single Lane Roadway
3 — 6" Rad. Curved Single Lane Roadways (⅛ Section)
3 — 7" Straight Single Lane Roadways
1 — 9" Terminal
6 — 6" Rad. Curved Roadways
8 — 5" Straight Roadways
6 — 7" Straight Roadways
7 — 9" Straight Roadways
6 — 9" Rad. Curved Roadways (¼ Section)

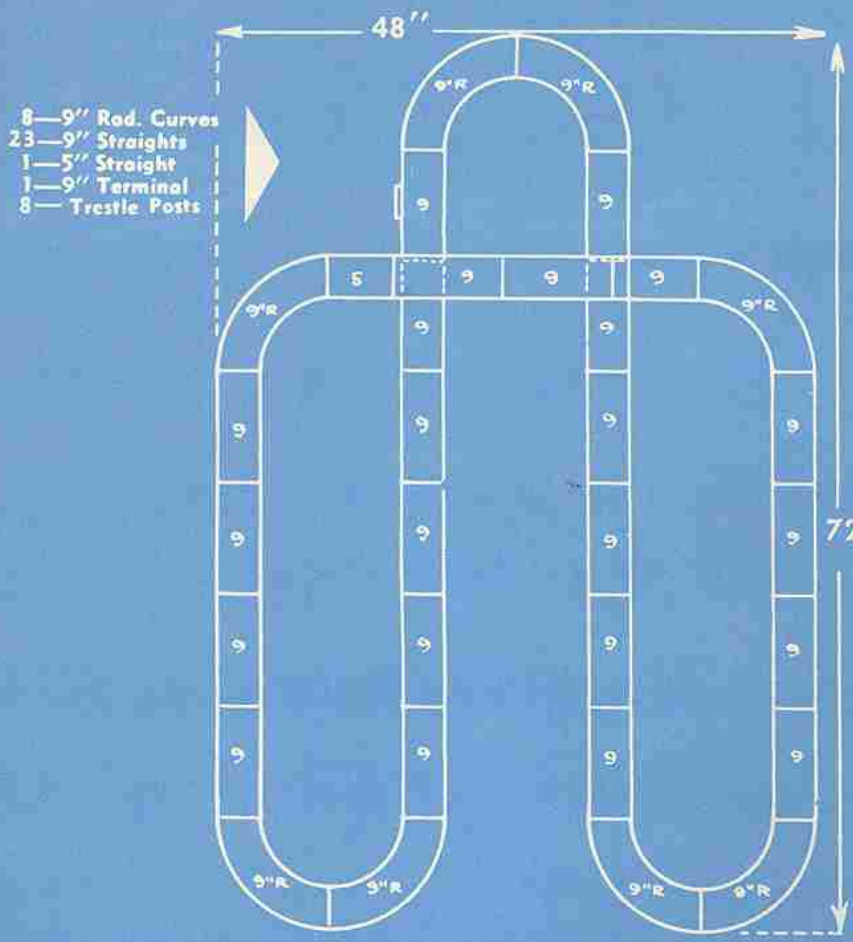
48"
72"
8—9" Rad. Curves
23—9" Straights
1—5" Straight
1—9" Terminal
8— Trestle Posts

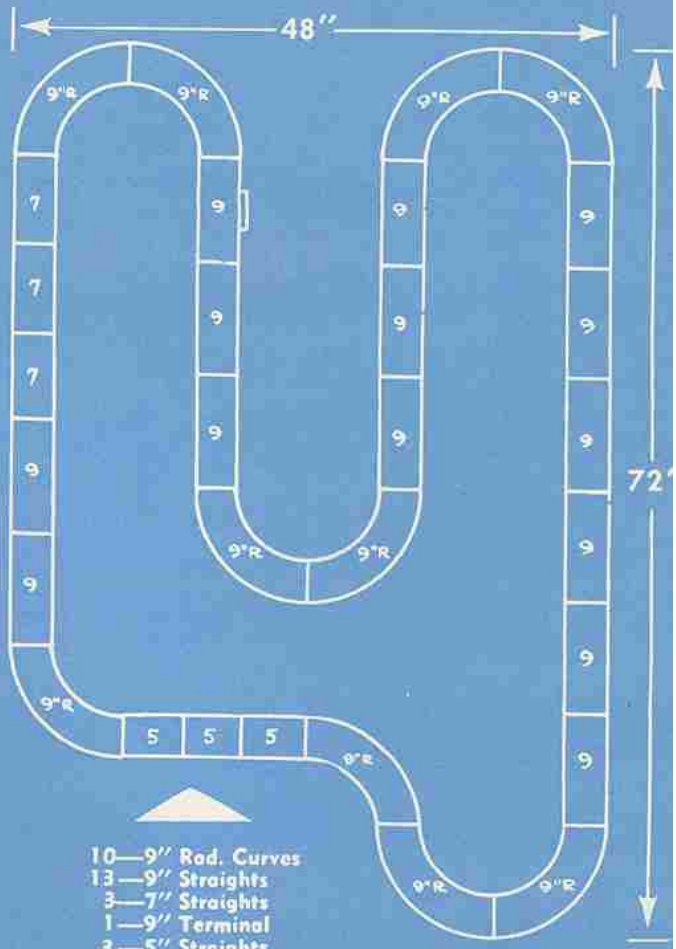
48"
72"
10—9" Rad. Curves
13—9" Straights
3—7" Straights
1—9" Terminal
3—5" Straights

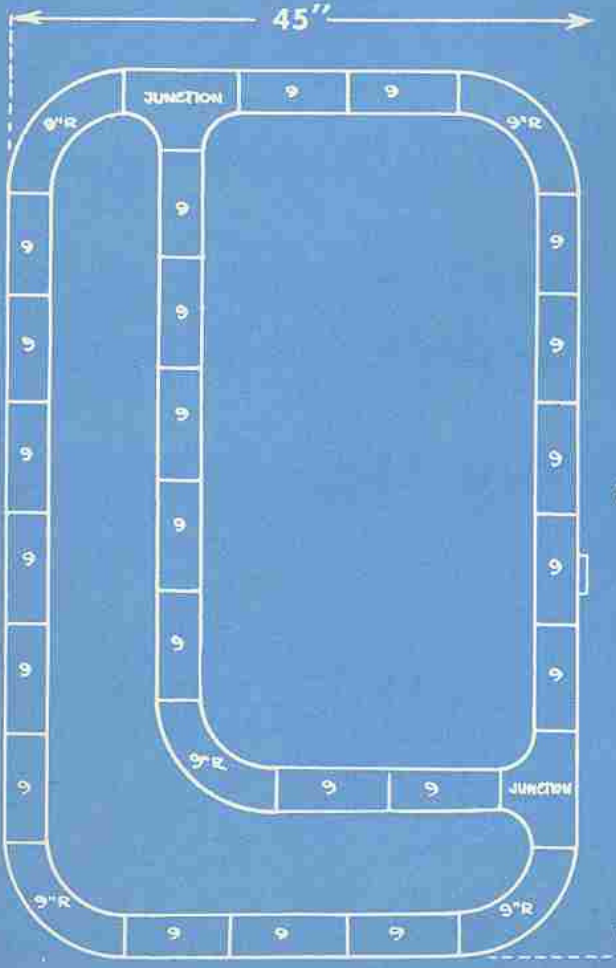
45"
72"
JUNCTION
JUNCTION
5—9" Rad. Curves
23—9" Straights
1—9" Terminal
2—Junctions

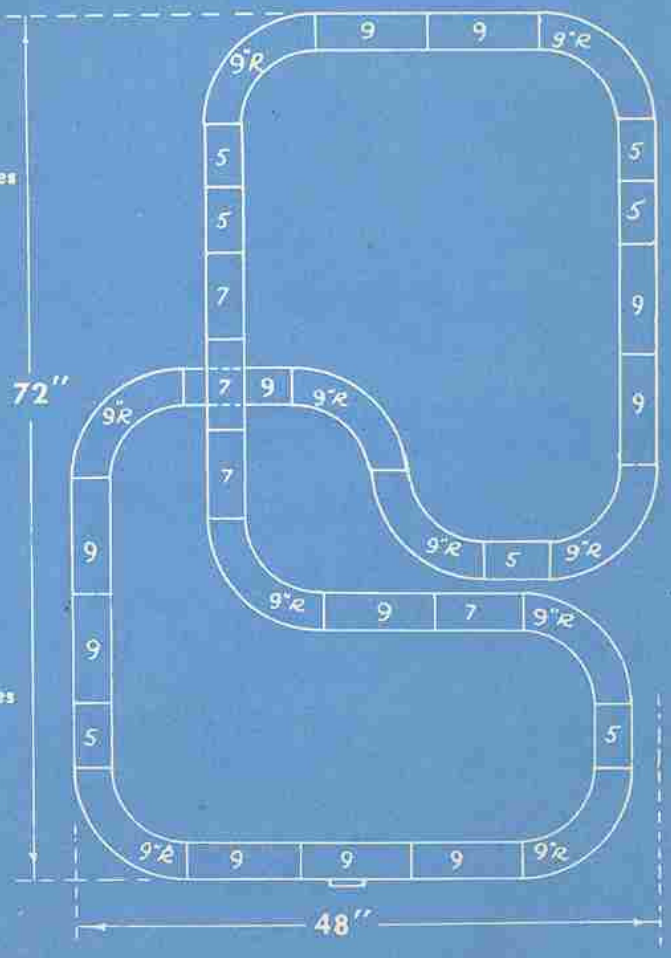
72"
48"
10—9" Rad. Curves
10—9" Straights
4—7" Straights
7—5" Straights
1—9" Terminal
4— Trestle Posts

MODEL MOTORING

HIGHWAY EXPANSION PROGRAM

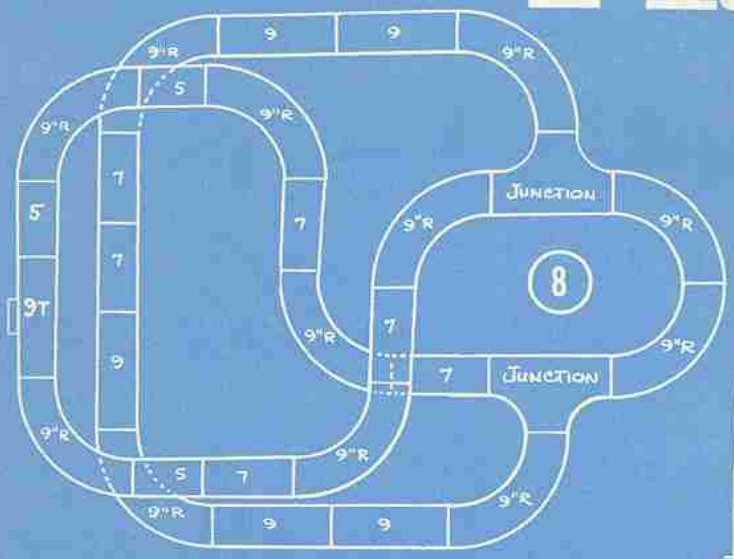

12—9" Rad. Curves
5—9" Straights
6—7" Straights
3—5" Straights
1—9" Terminal
2—Junctions
8—Trestle Posts

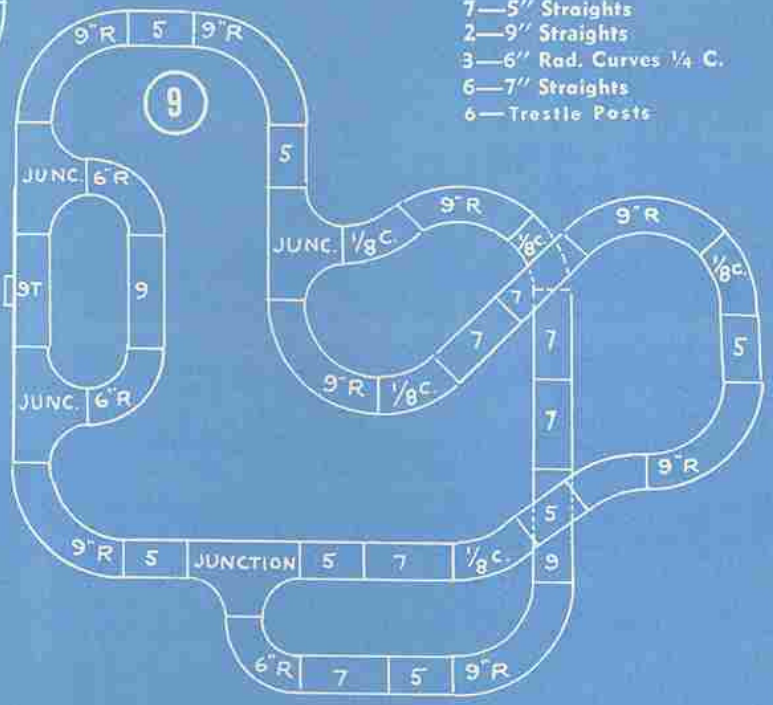

THE FOLLOWING SUGGESTED HIGHWAY SYSTEMS CAN BE CONSTRUCTED BY PURCHASING MATERIALS NEEDED FROM YOUR LOCAL HOBBY DEALER.

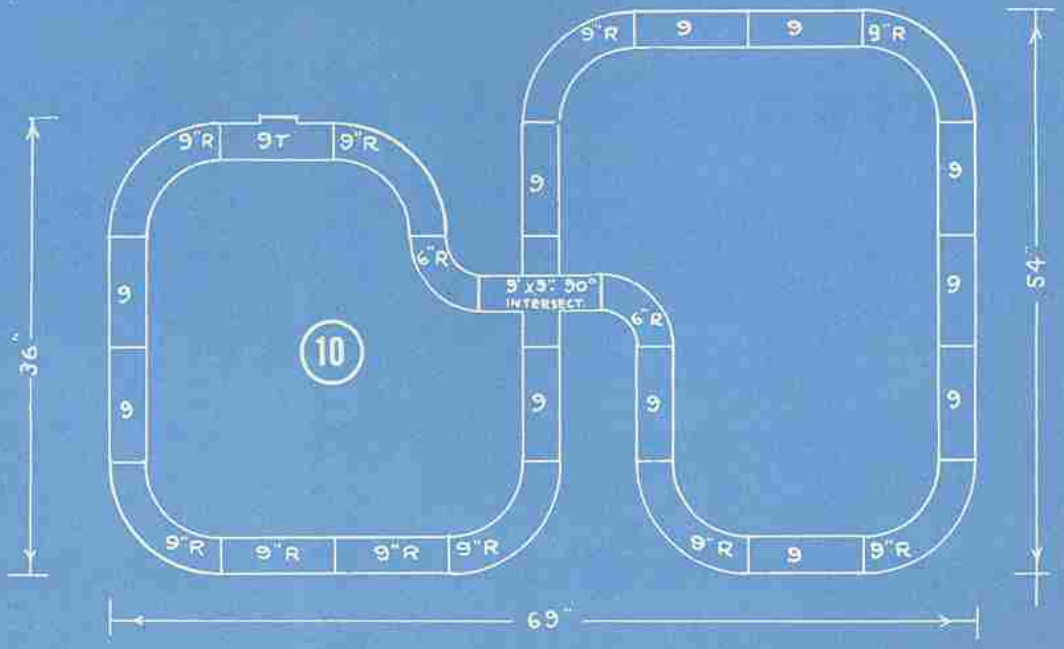

13—9" Straights
1—9" Terminal
8—9" Rad. Curves 1/4 C.
2—6" Rad. Curves 1/4 C.
1—90° Intersection (9" x 9")

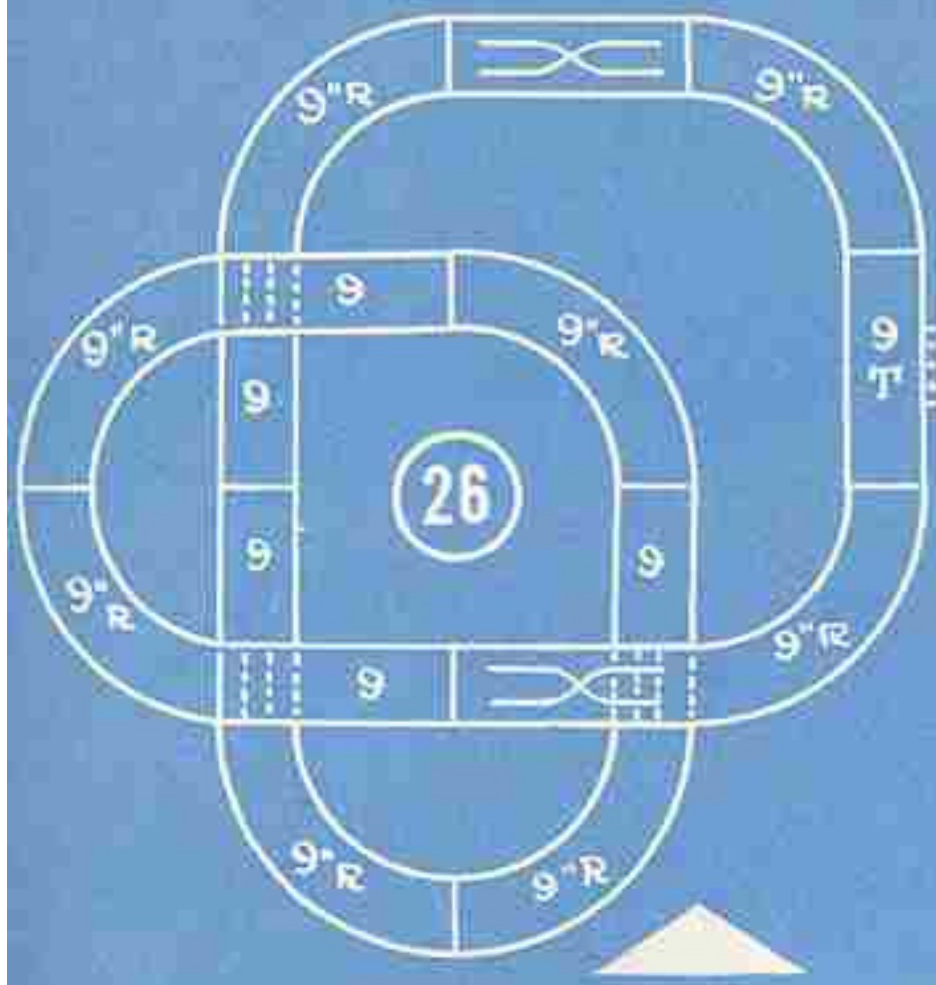

"CRISSCROSS"
OVER AND UNDER

8 — 9" Radius Curves (¼ Section)
5 — 9" Straight Double Lane Roadways
1 — 9" Terminal (Double Lane)
2 — 9" "Crisscross" Roadways
2 — Short Trestle Posts
2 — Long Trestle Posts

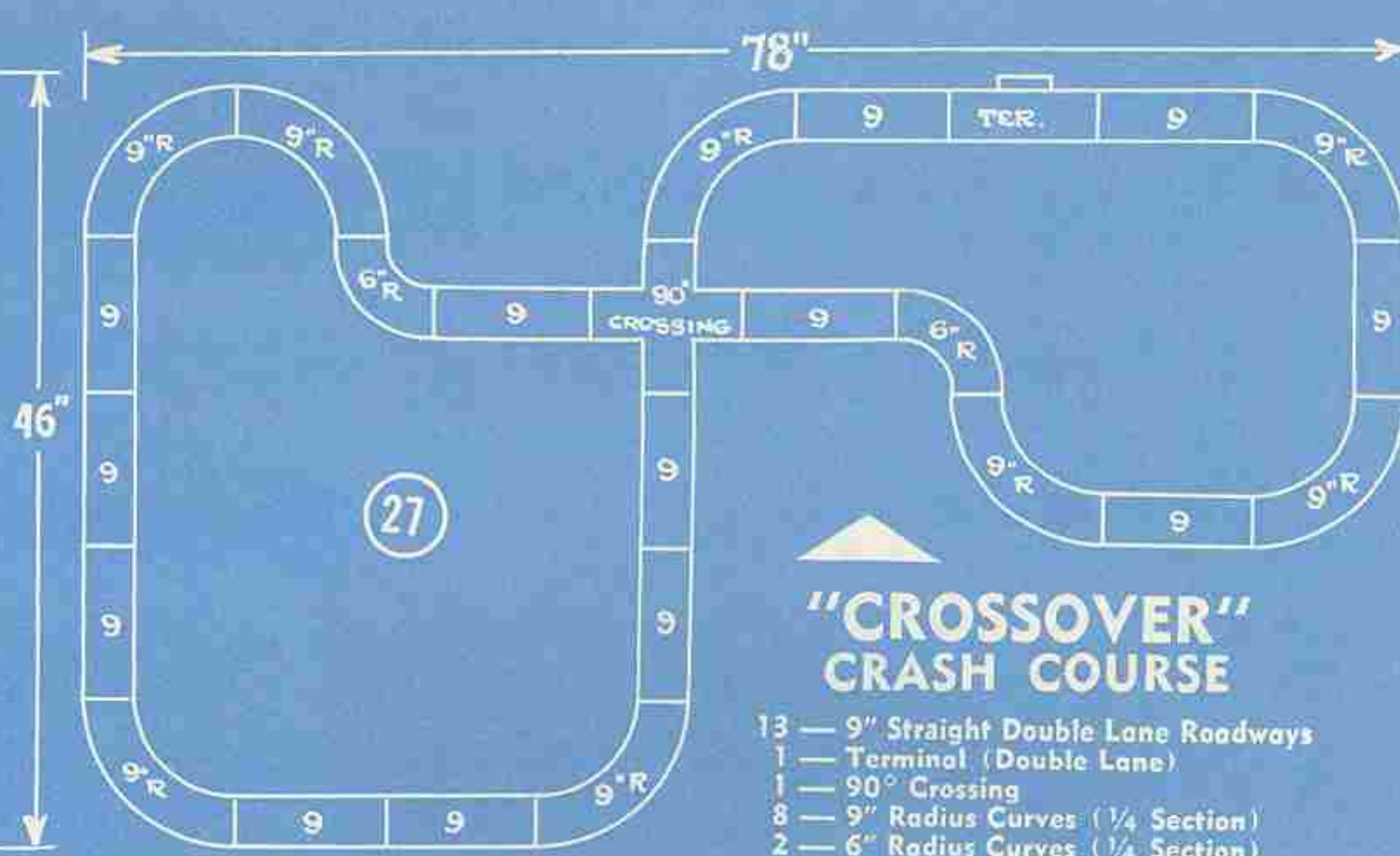

"CROSSOVER" CRASH COURSE

13 — 9" Straight Double Lane Roadways
1 — Terminal (Double Lane)
1 — 90° Crossing
8 — 9" Radius Curves (¼ Section)
2 — 6" Radius Curves (¼ Section)



"THE DOUBLE CRISSCROSS"

3 — 9" Straight Double Lane Roadways
2 — 9" "Crisscross" Roadways
1 — Terminal (Double Lane)
4 — 9" Radius Curves (¼ Section)

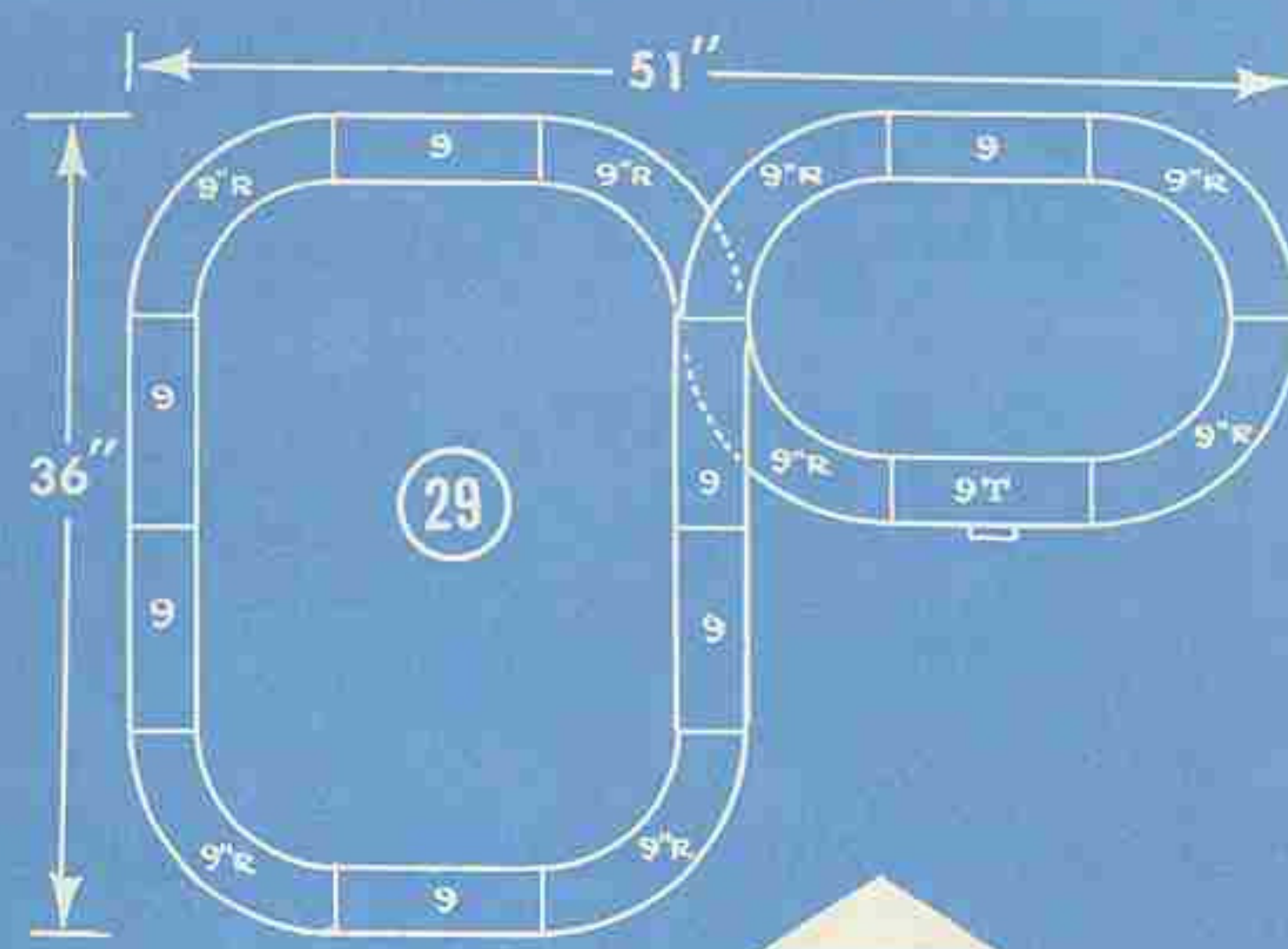

8 — 9" Radius Curves (¼ Section)
7 — 9" Straight Double Lane Roadways
1 — 9" Terminal (Double Lane)

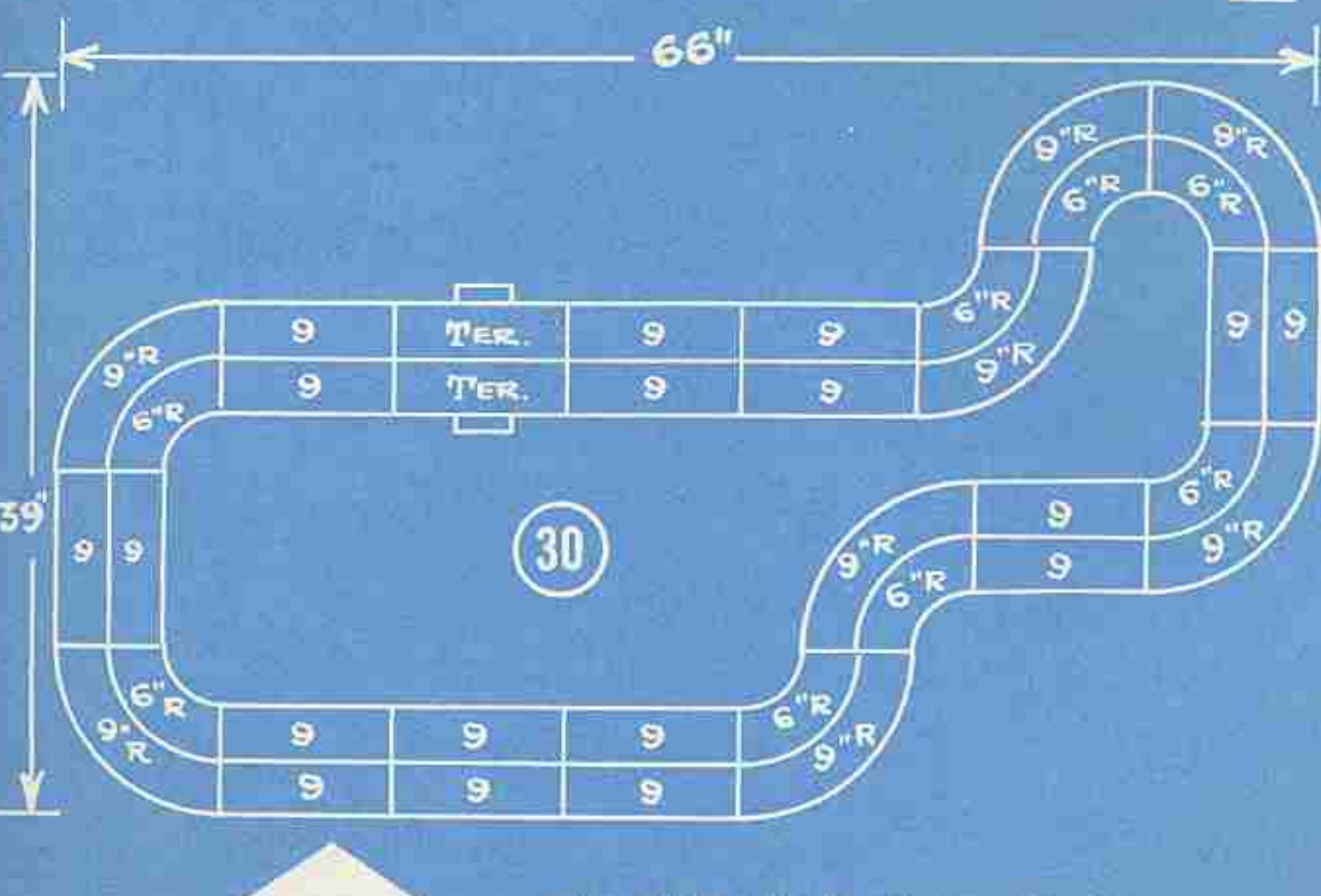

CLASSIC "50"

18 — 9" Straight Double Lane Roadways
8 — 9" Radius Curves (¼ Section)
8 — 6" Radius Curves (¼ Section)
2 — Terminals (Double Lane)

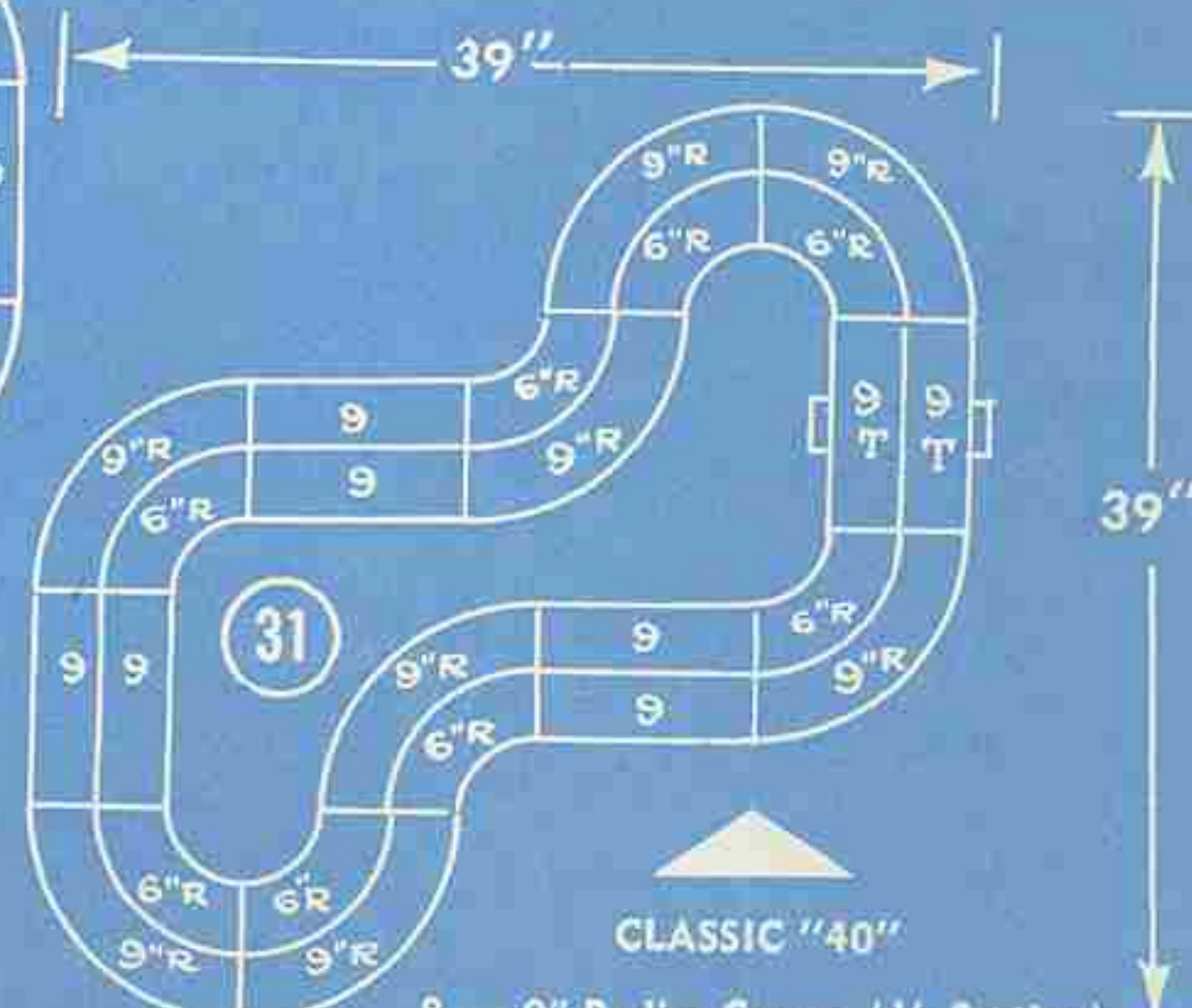

CLASSIC "40"

8 — 9" Radius Curves (¼ Section)
8 — 6" Radius Curves (¼ Section)
6 — 9" Straight Double Lane Roadways
2 — Terminals (Double Lane)

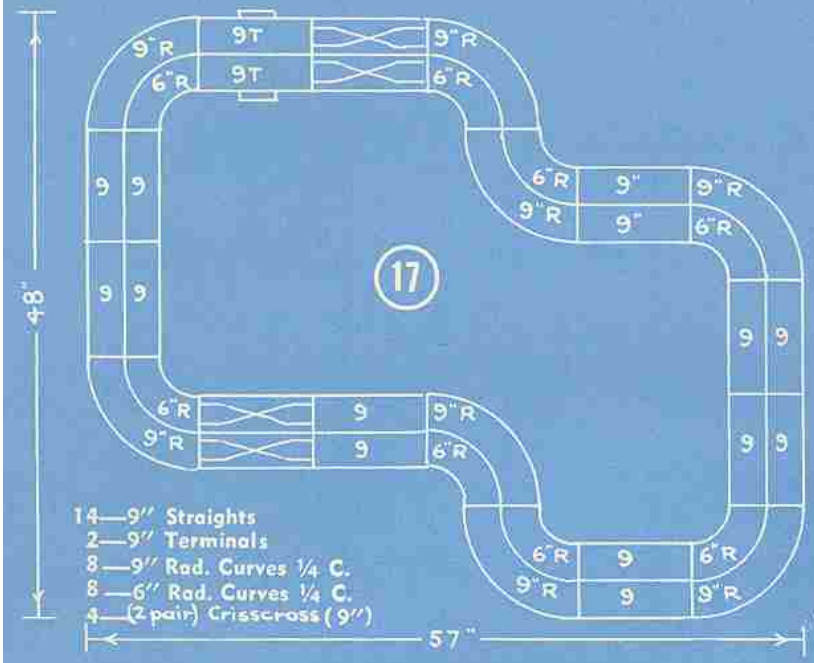

THE LAYOUTS SHOWN ON THIS PAGE ILLUSTRATE 4 LANE HIGHWAY OPERATION EMPLOYING 2 TERMINAL SECTIONS AND 4 SPEED CONTROLS.

FLORIDA — GRAND PRIX OF ENDURANCE

2—9" Terminals
8—6" Rad. Curves ¼ C.
8—9" Rad. Curves ¼ C.
32—9" Straights
6—7" Straights

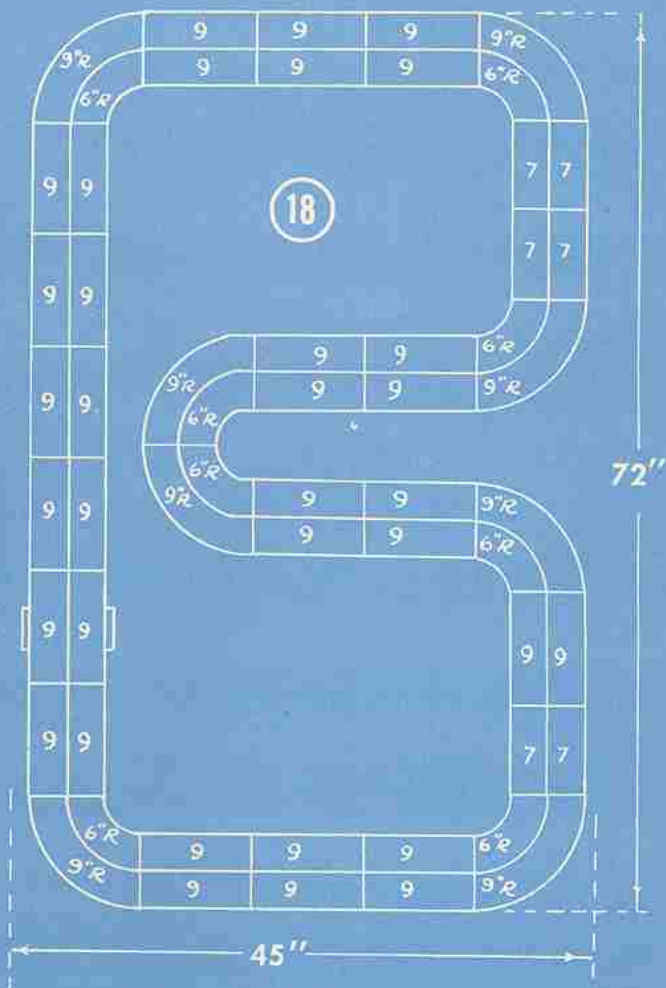

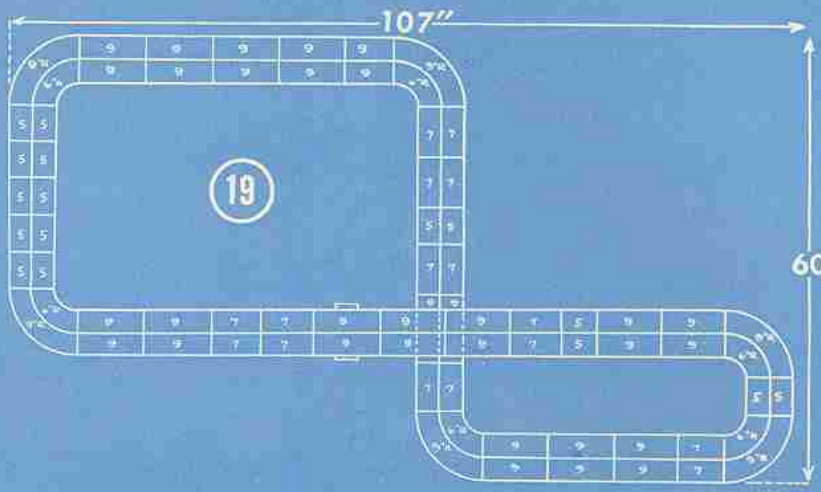

MILLE MIGLIA

14—9" Rad. Curves ¼ C.
14—6" Rad. Curves ¼ C.
54—9" Straights
2—9" Terminals
14—7" Straights
18—5" Straights

PALM SPRINGS CALIFORNIA

6—9" Rad. Curves ¼ C.
6—6" Rad. Curves ¼ C.
30—9" Straights
16—7" Straights
16—5" Straights
2—9" Terminals
8— Trestle Posts

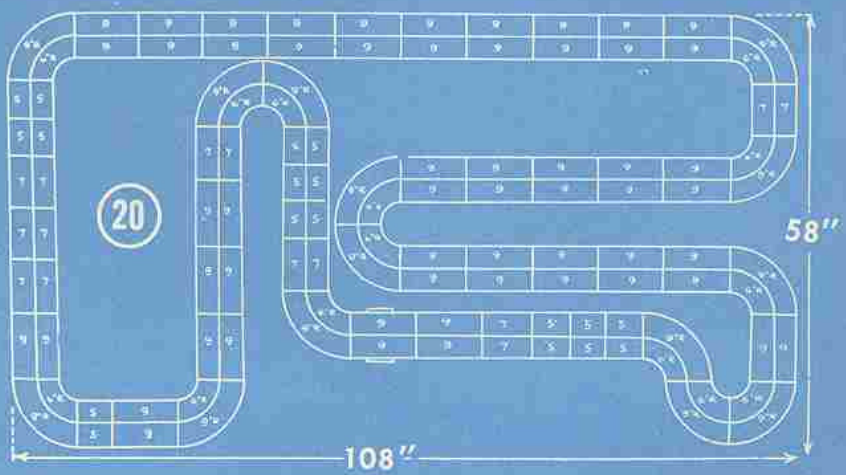

PLUGS INTO ANY 110 VOLT AC OUTLET

No. 1349
18 Volt D.C. Power Pack — Model DC-1 ..... 7.95

Input 115V 60 cycles. Output 1 AMP, 18 volts D.C. max. Screw terminal connections for easy hook up. Complete with On and Off switch and 6 ft. cord. Approximate size 4" high x 1⅞" wide and 2¼" deep. U. L. and C. S. A. Approved.

No. 1348
Speed Control with Reverse Switch and Brake 4.98

No. 1347
Racing Speed Control 3.29



No. 1519
9" Radius Curved Roadway ¼ Circle ..... .79



No. 1517
9" Straight Roadway ..... .69



No. 1515
5" Straight Roadway ..... .69



No. 1520
9" Terminal Straight Roadway 1.29



No. 1514
9" Radius Curved Roadway ⅛ Circle ..... .69



No. 1518
6" Radius Curved Roadway ¼ Circle ..... .69

No. 1531
Roadway Joiner & Lock Set ... .59 Set
(Set consists of 24 Joiners and 12 Locks)



No. 1516
7" Straight Roadway ..... .69

No 1521
9" Junction-Turnoff ..... 7.95 Pr.



No. 1522
R. R. Crossing 3.98

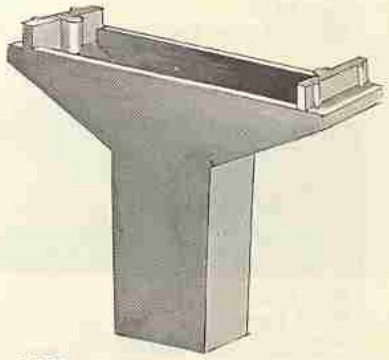

No. 1530
Trestle Posts ..... .29

No. 1532
Rail & Rail Post Set ..... 1.29 Set
(Set consists of 4-18" Rails and 28 Rail Posts)

PIECES SUPPLEMENTAIRES & ACCESSOIRES



No. 1526
Lap Counter 2.49

No. 1539
9" Squeeze Track ..... .89



No. 1523
90° 2 Lane Intersection 3.98



No. 1524
9" 2 Lane "Crisscross" Roadway ..... 3.29 Pr.

No. 1535
5" Straight Single Lane Roadway ..... .69



No. 1507
Starter Track 3.29



No. 1527
6" Straight Track ..... .69

No. 1537
9" Straight Single Lane Roadway ..... .69

No. 1536
7" Straight Single Lane Roadway ..... .69



No. 1538
9" Terminal Straight Single Lane Roadway 1.29

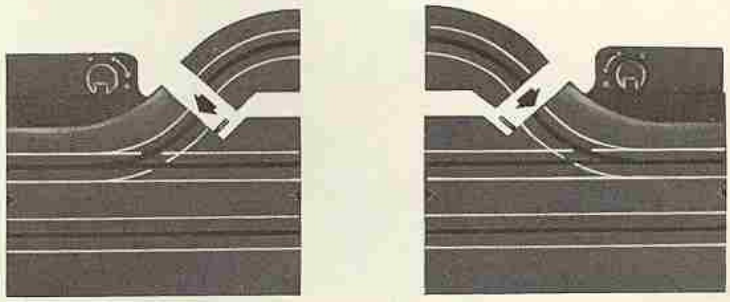

No. 1525
Service Road Turnoff ..... 7.95 Pr.

No. 1529
Trestle Post Extensions (Set of 12) ..... .69 Set

No. 1534
6" Radius Curved Single Lane Roadway (1/8 Circle) ..... .69



No. 1528
12" Radius Curve (1/8 Circle) ..... .79

CARS & TRUCKS

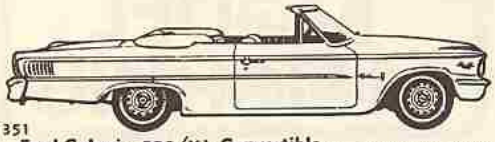

No. 1351
Ford Galaxie 500/XL Convertible 3.98

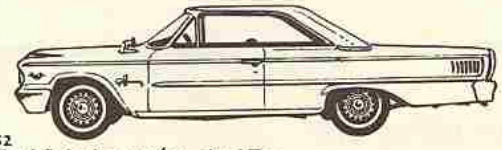

No. 1352
Ford Galaxie 500/XL Hard Top 3.98

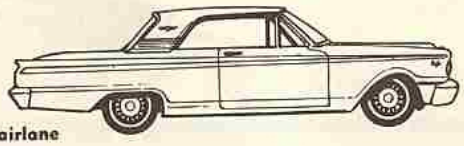

No. 1353
Ford Fairlane
Hard Top 3.98

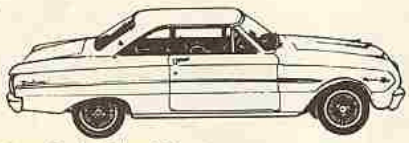

No. 1354
Ford Falcon Sprint Hard Top 3.98

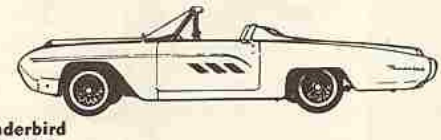

No. 1355
Thunderbird
Sports Roadster 3.98

No. 1356
Corvette
"Sting Ray" 3.98

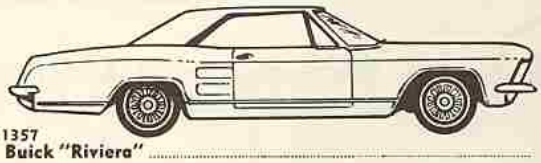

No. 1357
Buick "Riviera" 3.98

No. 1358
XKE Jag 3.98



No. 1359
Indianapolis Racer 3.98

No. 1360
Plated 4.98

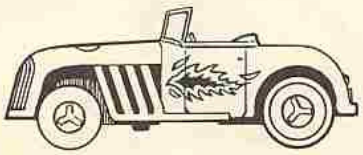

No. 1365
"Hot Rod" Roadster 3.98

VOITURES & CAMIONS

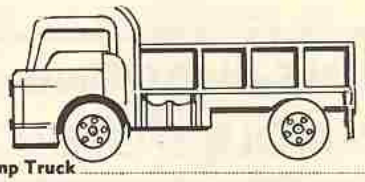

No. 1362
Mack Dump Truck 4.98

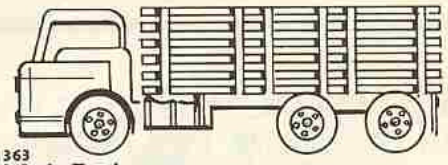

No. 1363
Mack Stake Truck 4.98

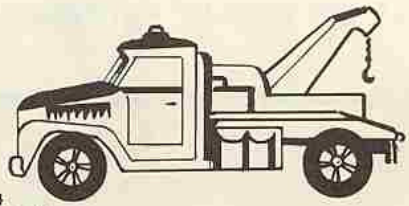

No. 1364
International
Wrecker (Tow Truck) 4.98



No. 1367
Maserati 3.98

No. 1368
Ferrari 3.98

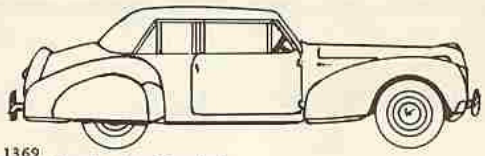

No. 1369
Classic Lincoln Continental 3.98

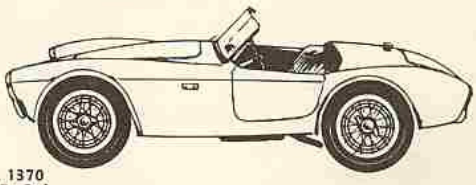

No. 1370
A C Cobra 3.98

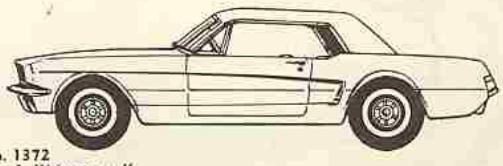

No. 1372
Ford "Mustang" 3.98

No. 1366
"Hot Rod" Coupe 3.98

AURORA

THUNDERJET 500

MODEL MOTORING

TROUBLE-SHOOTING HINTS
CONTROLE D'OPERATION

1 **DO BOTH CARS FAIL TO START AT FULL SPEED WITH FULLY DEPRESSED BUTTON ON RACING TYPE HAND CONTROL?**
SI LES DEUX VOITURES NE PARTENT PAS QUAND LE BOUTON DU REOSTAT EST POUSSE ENTIEREMENT:

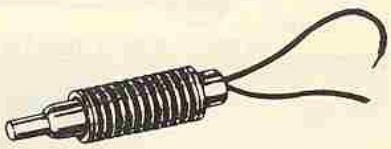

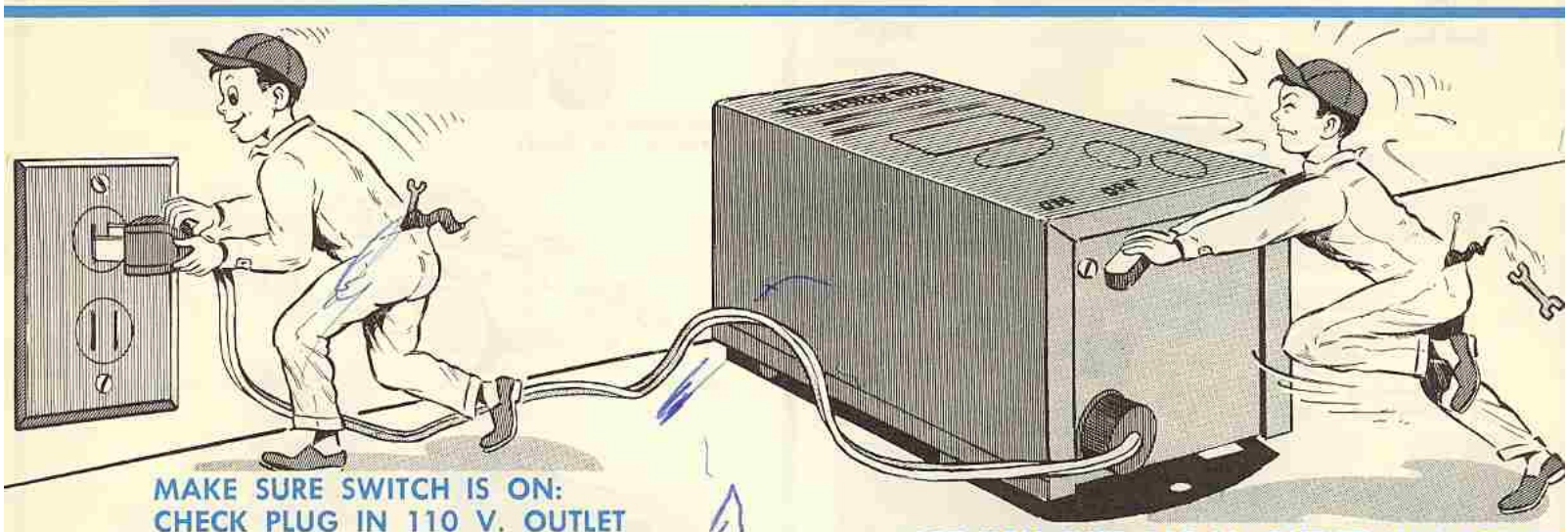

MAKE SURE SWITCH IS ON:
CHECK PLUG IN 110 V. OUTLET

SOYEZ SUR QUE L'INTERUPTEUR
SOIT SUR LA POSITION "ON"
VERIFIER LA PRISE DE COURANT

ARE YOU SURE 110 V. OUTLET HAS POWER

VERIFIEZ LA PRISE DE COURANT AVEC
UNE LAMPE DE CHEVET

2 **DON'T PUSH TOO HARD.**



NE PRESSER PAS TROP FORT.

3 **SET MUST BE WIRED ACCORDING TO DIAGRAM ON INSTRUCTION MANUA**



ASSUREZ VOUS QUE TOUS LES CABLES
ELECTRIQUES SONT EN POSITION
EXACTE COMME L'INDIQUE LES INSTRUCTIONS
DANS VOTRE LIVRET

4

INSPECTEZ VOS PIECES
D'AUTOROUTE MINUTIEUSEMENT

NETOYEZ LES PIECES D'AUTOROUTE AVEC UN CHIFFON AUTREMENT LES PIECES D'INPURETE VONT EMPECHER LES CONTACTS ELECTRIQUES DE TOUCHER PROPREMENT LES RAILS CONDUCTE



CLEAN WITH A LINT-FRE
CLOTH. THIS IS IMPORTANT
OTHERWISE THE DIRT ON
THE CONDUCTOR RAILS WIL
STOP THE CARS PICKUP SHOE
FROM CONTACTING THE RAIL

TO CLEAN YOUR MOTOR: REMOVE TOP PLATE OF CAR . . . CLEAN COMMUTATOR AND RE-OIL. CAUTION: DO NOT OVER-OIL

POUR NETTOYER VOTRE MOTEUR: ENLEVEZ LA PLAQUE SUPERIEURE, NETTOYEZ ET HUILEZ. ATTENTION: N'UTILISEZ PAS TROP D'HUILE.





7

DOES YOUR TRANSFORMER
SI VOTRE TRANSFORMATEUR



HAT'S OK IT'S NORMAL
ECI EST NORMAL

IF MOTOR SQUEALS
THIS SHOWS LACK OF OIL.

SI VOTRE MOTEUR EST BRUYANT
HUILEZ LEGEREMENT.

AURORA

REMOVE LINT FROM AROUND AXLES AND ADJUST WHEELS IF NECESSARY.

ENLEVEZ LES INPURETEES DES ESSIEU
ET AJUSTEZ LES ROUES SI NECESSAIR

AURORA

MODEL® MOTORING

CHAMPIONSHIP 4-LANE RACING



TABLE TOP RACING



TRACK COVERED BY CANADIAN PATENT NO. 675 541. OTHER PATENTS PENDING.

THUNDERJET "500" FIGURE 8 RACING

MODEL® MOTORING

is manufactured in the Netherlands for Europe, the U.S.A. and in Canada for the Commonwealth.



4-LANE RACING

AURORA PLASTICS OF CANADA LTD. REXDALE, ONT.